

Bellwether

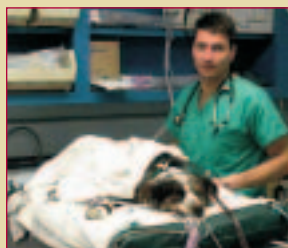
NO. 59 • SPRING 2004

THE NEWSMAGAZINE OF THE UNIVERSITY OF PENNSYLVANIA SCHOOL OF VETERINARY MEDICINE



Groundbreaking for Teaching and Research Building

Page 15



By Zeus! 5



Groundbreaking 15



The Vet Who Treated Smarty Jones 19

ALSO IN THIS ISSUE

A Message from the Dean 3

Rosettes & Ribbons 12

Animal Crackers 14

V.M.D. Notes 19

Take a Seat Donors 26

Special Gifts 28

Breaking News:
Kresge Foundation Awards
\$1.5 Million Challenge Grant
for New Building

Campaign News

The groundbreaking ceremony for the **Teaching and Research Building** (see center pages) coincided with the public announcement of a \$100-million fundraising effort by the School of Veterinary Medicine. Entitled *Building New Levels of Excellence*, the campaign seeks to secure funding for the School's strategic priorities. The centerpiece of this campaign is the new building, with a goal of \$54 million. "This is our most ambitious fundraising campaign ever," says **Alan M. Kelly**, the Gilbert S. Kahn Dean of Veterinary Medicine. "More than 14,000 gifts and pledges have propelled us forward, and I am confident that many new donors will help us reach our ultimate goal."

To date, the School has raised \$80 million toward its goal. The campaign began in July 2000 and seeks to raise approximately \$61 million for new physical spaces, \$25 million for endowment, and \$14 million in current operating support and planned gifts for future use.

"Beyond the Teaching and Research Building, key priorities include new endowed professorships and scholarships, faculty research support, imaging facilities for both campuses, and a new radiation therapy suite for the Ryan Hospital," reports **Mark Stuart**, assistant dean for development.

Almost \$10 million has been given by members of the School's Board of Overseers, its top volunteer advisory group. "For a small number of individuals to contribute or play a pivotal role in securing this sum is staggering," says Stuart. "The School of Veterinary Medicine is very fortunate to have dedicated volunteer leaders who give generously of their time, talent, and financial resources."

Building New Levels of Excellence is led by chairwoman **Laurie J. Landeau**, a 1984 graduate and first woman to complete the joint V.M.D./M.B.A. program with the Wharton School. Landeau is also an adjunct professor at the Veterinary School serving as associate director of AquaVet®, a summer educational program for students

who wish to pursue careers in aquatic medicine.


Serving as honorary co-chairs are **Charles Raker, V.M.D.**, and **Josephine Deubler, V.M.D., Ph.D.** Raker is a 1942 graduate of Penn Veterinary Medicine and a pioneering equine surgeon. Deubler is the first female graduate of the veterinary school (Class of 1938) and the first female veterinarian to earn a Ph.D. at Penn. "With Jo and Charlie endorsing this effort, our campaign is now standing on the shoulders of living legends in veterinary medicine. Their combined length of service to the School is unrivaled, and may, in fact, add up to more years than Penn has had a school of veterinary medicine," reports Dean Kelly.

Recent major gifts include:

- **\$500,000 from Gretchen and Roy Jackson** to support the Teaching and Research Building as well as an Equine Equipment Fund at New Bolton Center. Gretchen serves on the School's Board of Overseers.
- **\$125,000 from Anne (Mimi) French Thorington** to establish the School's first endowed Opportunity Scholarship which provides mentoring from alumni and faculty in addition to the financial support. The fund is named in honor of Charles Raker, one of the School's most revered faculty and founder of this scholarship program.
- **\$100,000 from Muriel Freeman** of New York City, a longtime friend of the School and significant figure in the dog show world, **to support the Josephine Deubler Bridge for Women in Veterinary Medicine** that connects the new building to the School's existing campus.
- **\$100,000 from Margaret Gerhard**, the founder of General Econopak, a maker of veterinary medical equipment in Philadelphia. This gift **endows a merit scholarship for students entering their fourth year of study.**



T E A C H I N G
R E S E A R C H
H E A L I N G
B U I L D I N G
N E W L E V E L S O F
E X C E L L E N C E



A Message from the Dean

The veterinary profession has responsibility for the health and productivity of the livestock and poultry populations of the United States. Today, many in the profession are worried



about this obligation. First is the menace of agroterrorism and recognition of the ease with which an organism such as the foot-and-mouth disease virus could be mali-

ciously introduced into our livestock and wildlife populations with devastating consequences to our economy and our way of life.

A second concern comes from the threat of new and reemerging infectious diseases that are invading our shores with increasing frequency—monkeypox, SARS, mad cow disease, avian influenza, West Nile fever. They are mostly zoonotic diseases, diseases transmissible to humans. Their trespass into our animal populations is the inevitable consequence of global

trade, world population growth, air travel, poverty, and squalor. It is unlikely that these ingredients will change in the foreseeable future, and foreign animal diseases will almost certainly continue to invade United States. The worry is that we are ill prepared to defend against either of these threats.

Government support to meet the needs for agricultural biosecurity, if it is to be forthcoming, will come out of fear of the unknown, from perceived threats to the food supply from diseases such as mad cow disease or avian influenza. Yet the needs for biosecurity on the farm, in the profession, and in our teaching hospitals are already here, and the threats are serious. In the past four years, multidrug-resistant *Salmonella* Newport has swept through the U.S. dairy industry, likely developing from the profligate use of antibiotics. All mammals can be affected, but it is most severe in cattle and horses, for whom it can be lethal. Many seemingly normal animals carry and shed the organism, complicating its control. We have had to close the George D. Widener Hospital for Large Animals at New Bolton Center because of an outbreak of *S. Newport*.

In humans, *S. Newport* causes diarrhea, pain, fever, and malaise; although not common, it is of special concern in young children and may become severe in individuals who are immunosuppressed. We are not aware of any infection among faculty, staff, or students at New Bolton Center.

Without effective antibiotics, the only way to contain the spread of *S. Newport* is by rigorous biosecurity measures, routine disinfection, foot baths, personal hygiene, changes of shoes and clothing as workers and veterinarians move between facilities, and limited access to animal housing.

We shall institute these measures at New Bolton Center once we have completed the arduous task of decontaminating our facilities. We shall also routinely culture all animals entering the hospital and isolate any that test positive for *Salmonella*. Our goal is to offer better, safer care than ever before at New Bolton Center and to sustain our reputation as one of the world's premier equine hospitals.

Alan M. Kelly

The Gilbert S. Kahn Dean of Veterinary Medicine

2004 Penn Annual Conference

As the country's oldest continuing education conference for veterinarians and veterinary technicians, the 104th Penn Annual Conference, held on March 11–12, 2004, at the Adams Mark Hotel in Philadelphia, attracted more than 600 veterinarians and 200 veterinary technicians. In addition, 280 faculty and veterinary staff and technicians, and 50 fourth-year students attended from the School of Veterinary Medicine.

Internationally recognized speakers addressed a wide range of topics to veterinarians in the Small Animal, Equine, and Food Animal sessions. Topics discussed this year included: Minimally Invasive Procedures, Clinical Therapeutics, Respiratory, Ophthalmology, Equine Laminitis, Making Dairy Facilities Work, Safeguarding American Agriculture, Crisis Cases in Critical Care, Dentistry, Laser Surgery, and Behavior. Small-animal technicians had a specialized two-day seminar that covered several topics, including: Understanding and Management of Drug Therapy and Clinical Tests and Results, and Exotic Pets:



Mammals, Reptiles, and Birds. Many sessions were standing room only.

The first day ended with a well-attended Dean's Reception hosted by **Dean Alan M. Kelly**. The Office of Development and Alumni Relations hosted several popular alumni and donor appreciation events: Successful Financial Planning for Veterinary Professionals Luncheon with Jeff Brown, *The Philadelphia Inquirer* personal finance columnist, which was generously sponsored by Commerce Bank; the Rush

Shippen Huidekoper Society Breakfast; and a Pacesetter and Class Agent Luncheon.

The Conference gratefully acknowledges the financial support of sponsors, patrons, and exhibitors who sold out our exhibit hall.

Please save the dates of Thursday and Friday, March 10 and 11, for the 2005 Conference at the Adam's Mark Hotel. Pennsylvania has raised its continuing education requirement for veterinarians to 30 hours over two years,

and we plan to increase the number of continuing education hours available annually at the Penn Annual Conference to 15 hours, beginning with the 2005 Penn Annual Conference. Although the schedule has not been finalized yet, the Conference will remain two days in length. Please bookmark the website, <alumni.vet.upenn.edu/pennannualconference.html>, and check your mail in the winter for the 2005 Penn Annual Conference brochure.

Penn Researchers Describe Newly Found Dinosaur

by Gregory Lester

Through the cycads and ginkgoes of the floodplains, not far from the Sundance Sea, strode the 50-foot-long *Suuwassea*, a plant-eating dinosaur with a whip-like tail and an anomalous second hole in its skull destined to puzzle paleontologists 150 million years later. According to researchers at Penn, *Suuwassea emilieae* (pronounced SOO-oo-WAH-see-uh eh-MEE-LEE-aye) is a smaller relative of *Diplodocus* and *Apatosaurus* and is the first named sauropod dinosaur from the Jurassic of southern Montana. Their findings appeared in the journal *Acta Paleontologica Polonica*.

Suuwassea is the first unequivocal new sauropod from the Morrison Formation, a 150-million-year-old geological formation extending from New Mexico to Montana, in more than a century. It has a number of distinguishing features, but the most striking is a second hole in its skull, a feature we have never seen before in a North American dinosaur, according to **Peter Dodson**, senior author and professor of anatomy

at Penn's School of Veterinary Medicine and professor in the Department of Earth and Environmental Sciences. While its *Diplodocus* relatives have a single hole on the top of the skull related to the nasal cavity, paleontologists have yet to come up with a plausible use for this second hole.

The name *Suuwassea* comes from the Native American Crow word meaning "ancient thunder" is and also a nod to thunder lizard, the original nickname of the dinosaur now known as *Apatosaurus*. *Emilieae* is a reference to the late Emilie deHellebranth, whose financial support funded the dinosaur's excavation.

The dinosaur's skeleton was initially found by **William Donawick**, an emeritus professor of surgery at Penn's School of Veterinary Medicine, while horseback riding with his son-in-law Will Tillett near the family ranch in Wyoming, close to the southern border of Montana.

At the time *Suuwassea* was alive, this part of

the Morrison Formation was near the shoreline of a long but shallow arm of ocean water called the Sundance Sea. The coastal ecosystem has not been the typical environment for Morrison Formation dinosaurs, which have mostly been found in a more arid region farther south.

The discovery of this new species could suggest that the fauna of this area differed from the rest of the Morrison Formation or that this region was something of a lush Jurassic "vacation spot."

Nowadays, the region is much more arid, and much of *Suuwassea*'s partial skeleton was found exposed on the surface, from years of wind and rain erosion. The partial skeleton, which was deposited randomly by river flooding before fossilization, held enough distinguishing characteristics that Dodson and his colleagues could easily classify it as a new species.

Suuwassea's tail vertebrae are shorter and flatter at the ends than those of its relatives, and the proportions of some of the other vertebrae and leg bones are also different, says **Jerry Harris**, coauthor and graduate student researcher in Penn's Department of Earth and Environmental Science. The extra hole in the skull is still a mystery; it has only been seen before in two dinosaurs from Africa and one from South America. It is interesting that the two African dinosaurs are exactly the same age as *Suuwassea*, and all three are also related to the much larger *Diplodocus* and *Apatosaurus*.

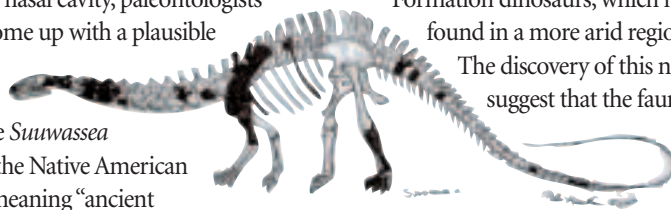
Since the skulls of sauropod dinosaurs are largely made of thin, fragile bones, the researchers were fortunate to recover any of the skull at all.

For sauropods, only the bigger, heavier, and denser bones, like the limbs, are usually preserved, Harris notes.

Luck seems to be with the Penn researchers. Near the excavation site of the *Suuwassea* remains, members of the expedition chanced upon the partial skeleton of a new dinosaur predator, currently under study by Penn researchers.

Funding for this research was supported by Emilie deHellebranth; Penn's Research Foundation, School of Veterinary Medicine, and Department of Animal Biology; and the Penn Paleobiology Fund.

Suuwassea emilieae is currently in the collection of the Academy of Natural Sciences in Philadelphia, where Dodson is a research associate.



Widener Hospital Closed for a Number of Weeks; Reproduction Service Reopens

On May 10, 2004, the George D. Widener Hospital for Large Animals at New Bolton Center, Penn's large animal facility, was closed to new patients for six to eight weeks, for decontamination of barn and clinic buildings. Earlier this year, multidrug-resistant *Salmonella* infections occurred in the patient population. The administration opted for hospital closure to not expose patients to the organism and to allow for faster, more efficient decontamination of the buildings. The hospital will re-open after appropriate bio-security measures have been instituted to protect patients and staff.

On May 27 it was announced that the Section of Reproduction at New Bolton Center accepts patients again. The service is located in the Georgia and Phillip Hofmann Research Center for Animal Reproduction, on Bartram Road, about two miles away from the Widener Hospital.

"The Hofmann Center was closed as a precaution until the facility could be screened for contamination," says **Dr. Patricia Sertich**. "Repeated screenings of the environment and resident animals showed that the Hofmann Center was free of any *Salmonella* contamination,

allowing us to safely open our doors to accept patients again. As an added precaution, clients will observe that we have implemented additional bio-security measures to continue to ensure the health of our patients."

The Section of Reproduction provides comprehensive reproductive care for horses, cattle, sheep, swine, goats, and llamas. Services include: breeding soundness evaluations, transported semen program, embryo transfer program, an equine embryo recipient mare herd, reproductive behavior consultations

Appointments can be made by calling 610.925.6220. Clients should drive directly to the Hofmann Center without stopping at the Widener Hospital.

The Center's Field Service has relocated to a different part of the campus and continues to make farm calls. The diagnostic laboratories are open and accept samples from practitioners.

Penn's School of Veterinary Medicine anticipates that its Widener Hospital for Large Animals will re-open the end of July after appropriate bio-security measures have been instituted to protect patients and staff.

By Zeus! Miracle Dog Beats All Odds

By Susan I. Finkelstein

Ten percent. That was the chance of survival that **Dr. Reid Groman**, director of the Companion Animal Hemodialysis Center at the Matthew J. Ryan Veterinary Hospital, gave the dog. On the advice of a local veterinarian (a Penn alumnus), Gene and Mary Ellen Cole brought their 5-year-old Australian shepherd from Scranton to Ryan's Emergency Service on Sunday, January 11 with severe acute kidney disease.

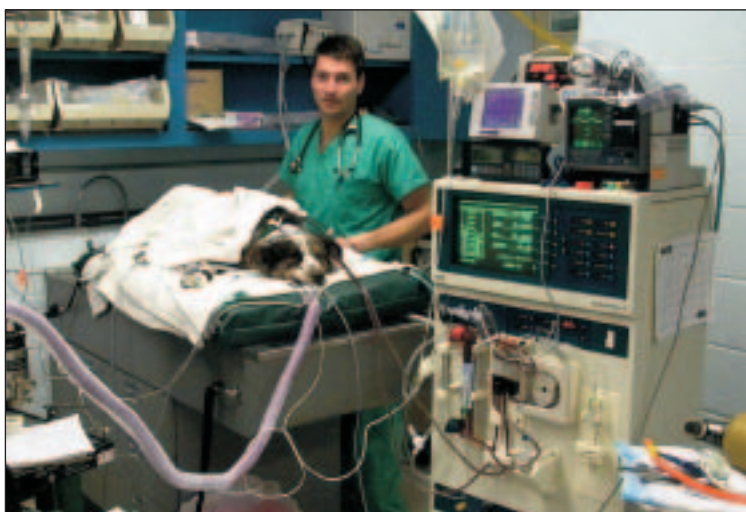
Several days before, during an evening walk, Zeus had nosed around briefly in a neighbor's trash, which had already been gnawed open by rummaging animals. Shortly afterward, the dog mysteriously began to exhibit symptoms of illness, particularly fever and loss of appetite. "After he wouldn't eat his dinner, I bought Zeus vanilla ice cream, his very favorite food, and when he turned his head away, I knew something was wrong," recalls Mrs. Cole. He also was making very little urine and was getting progressively sicker and puffier. There was no doubt that Zeus was in trouble.

Zeus failed to respond to aggressive fluid therapy and medical management of his renal failure. He was uncomfortable, nauseated, and his urine production had all but ceased. At 77 pounds, Zeus was almost nine pounds overweight, all attributable to excess fluid that his failing kidneys could no longer eliminate. Zeus developed progressive swelling and edema in his limbs, abdomen, and face. More worrisome, however, was Zeus's labored breathing. Following a series of tests, it was determined that Zeus had uremic pneumonitis, a form of the acute respiratory distress syndrome infrequently encountered in veterinary medicine. The very sick dog was transferred on Monday to the Intensive Care Unit, where he was ultimately diagnosed with a bacterial infection known as leptospirosis. Caused by germs spread primarily through rodents' urine, the disease can severely damage the liver and kidneys of dogs, humans, and other animals. Sometimes there are no symptoms, although some dogs can pass the bacteria in their urine for up to one year. This time, however, the once-indefatigable Zeus was fighting for his life.

Immediately following the placement of a dialysis catheter, Zeus was transported to the Hemodialysis Center for his first treatment. Still anesthetized, Zeus was connected to a ventilator while simultaneously undergoing hemodialysis

(a process that removes toxins from the blood), the first of six 5-hour dialysis treatments over the course of the next week. "We set a time limit for Zeus," explains **Dr. Kim Slensky**, a third-year resident in Emergency and Critical Care who served as Zeus's attending clinician. "I talked to his owners the second day he was here. Since he had to be on both the ventilator and hemodialysis, we were going to give him 24 hours. If he got better, fantastic. If he got worse at any time, we decided we would put him to sleep."

To everyone's astonishment, Zeus started to get better—progress initially was slow, but it was sure. "There is no precedent—ever, anywhere—for a dog requiring simultaneous renal replacement therapy [hemodialysis] and ventilatory support to leave the hospital," says Dr.



Groman. "This was no easy save. Something was in the stars for this dog. I suppose we cannot rule out—don't laugh—some divine intervention in Zeus's case." Only fitting, of course, for a dog who shares a name with the king of Greek gods.

Compassionate, round-the-clock care undoubtedly played a part in the shepherd's seemingly miraculous recovery. For Dr. Slensky, 14-hour days—spent primarily on the many procedures Zeus required—were not uncommon during this time. "Dr. Slensky was absolutely superb," says Mrs. Cole. "She gave us the strength to put Zeus on dialysis and the respirator. She didn't make any promises, but she did give us hope."

As Zeus steadily improved, he went from producing almost no urine to making too much, typical of recovery from this kind of kidney disease. Doctors kept up with the excess

urine output by hydrating him intravenously until his kidneys could function normally. For testing purposes and to prevent contamination, that "output" had to be collected by scrambling nurses and doctors holding out whatever container happened to be closest. When Zeus was especially prolific, there were the mops.

Zeus's extraordinary will to live endeared him to the Ryan staff, but it was his intelligence and irrepressible personality that earned him the reputation of being quite a character. The dog absolutely, positively would not stay in a cage—in the I.C.U. or anywhere else. An off-white couch in the Hemodialysis Center suited him best—and if anyone foolishly attempted to move him, he would tear down the hall, hooked-up equipment rolling behind, and

promptly plunk himself back onto the sofa after a clumsy leap.

At one point, Zeus refused to eat for several days. Ryan staff tried tempting him first with turkey, then with chicken, but to no avail. Upon hearing the news, the owners asked matter-of-factly, "Have you tried marshmallows?" The doctors were skeptical; why

would a dog who refused the most delicious meaty tidbits accept a spongy blob of sugar? Sure enough, though, when the owners tossed a marshmallow in the dog's direction, he immediately caught and devoured it—all of this while in a harness, on a table, undergoing dialysis. After that, marshmallows, which had been a special treat at home, were added to the food *du jour* until more traditional doggy fare appealed once again.

Finally, on February 8, after nearly a month, Zeus was discharged from the Ryan Hospital, to resume his normal life on the Coles' horse farm. Arriving early that morning, the owners were ecstatic to be reunited with a healthy, spirited Zeus. "He was so thrilled to get in the car and come home. Not that he wasn't treated wonderfully at Penn! But he missed running in the yard. He missed his home. And now he's just like the old Zeus again!"

The Center for the Interaction of Animals and Society

By Susan I. Finkelstein

Americans, it seems, are a pet-happy lot. According to a recent survey by the American Pet Products Manufacturers Association, 77 million cats, 65 million dogs, 17 million birds, 16 million “pocket pets” (rodents, ferrets, rabbits, and more exotic species), 9 million reptiles, and approximately 200 million aquarium fish are kept as pets in the United States—triple the country’s pet population in the mid-1960s. Even considering that the human population has grown during that same period, there still are twice as many dogs and cats per American today than in 1967. And all of us millions of pet owners share an almost-universal trait: we anthropomorphize our pets—we attribute human thoughts, feelings, and motivations to them.

We give them human names, regard them as family, provide them with the best nutrition and medical care, and often experience devastating grief when they die. But why do we do this? What purpose does it serve?

These are among the questions that **Dr. James Serpell**, Marie A. Moore Professor of Humane Ethics and Animal Welfare, and his colleagues study every day at the multidisciplinary **Center for the Interaction of Animals and Society (CIAS)**. The Center was founded in 1979 (and re-established in 1997) on the belief that there is something both special and therapeutic about the relationships people have with animals, and that animal welfare issues are a significant concern. Because this is a still-developing field that straddles traditional academic disciplines, the CIAS strives for an interdisciplinary approach, drawing in scholars and researchers from a wide variety of different backgrounds and interests.

The CIAS seeks to further our understanding of human–animal interactions and relationships, including those occurring with animals in homes, farms, laboratories, zoos, and the wild. More specifically, the CIAS studies how relationships with animals influence our health and well-being, investigates the impact of these relationships on the animals, and encourages discussion on the ethics of animal use—and applies knowledge gained from this work to benefit people and promote humane

treatment of animals.

So, again, the question is, why do so many of us keep pets? The answer is at once simple and obvious: companion animals add important dimensions to our lives. Researchers have shown that, among other benefits, pets can help us feel less lonely, more effectively handle stress, and survive heart attacks. Given all this extraor-



dinarily rich information, the CIAS has actively committed itself to three types of programs—community outreach, education, and research.

Community Outreach

One of the Center’s most visible community outreach programs involves a partnership with Penn’s School of Social Work. Together, the two provide grief and pet loss counseling, referral services, and a support group to clients and nonclients of the Ryan Hospital. Another ongoing public service project involves bringing in an evaluator from Therapy Dogs International to the School to certify handler–dog teams so that they may visit schools and various healthcare facilities. Pets are particularly therapeutic for the elderly or infirm, who have become socially isolated. According to Therapy Dogs International, “The dogs bring sparkle to a sterile day, provide a lively subject for conversation, and rekindle old memories of previously owned pets.”

Education

The CIAS has developed a seven-week *Careers Working with Animals* educational program that teaches students about animal-related careers, including veterinary medicine and nursing, humane education/shelter work, laboratory animal science, dog training, and careers at the zoo. *Kids Caring for Pets* also is an educational program developed by the CIAS, in con-

junction with the School of Social Work, which teaches children about the responsibilities of adopting and caring for pets. The program began visiting schools in November 2002, and hundreds of children have already participated.

The CIAS also periodically hosts conferences geared toward people who work in a wide range of human services and animal care fields. This year’s conference, *Can Animals Help Humans Heal? Animal-Assisted Interventions in Adolescent Mental Health*, took place on March 28. Experts in the fields of healthcare, social services, psychology, and education presented on topics such as “Animals in the lives of adolescents: A biocentric perspective on development,” “The effectiveness of equine-facilitated therapy with at-risk adolescents,” and “Animal-assisted therapy for at-risk youth and families.”

Research

Of the thousands of dogs bred each year by guide and service dog agencies, more than half fail to graduate as working dogs, mostly due to behavior and temperament problems. In collaboration with several national guide and service dog agencies, the CIAS is involved in projects that seek to clarify developmental and genetic causes of these problems in potential working dogs.

Behavioral problems in companion dogs are the largest single cause of canine abandonment, relinquishment to shelters, and premature euthanasia in the United States. The CIAS investigates behavior problems in pet dogs, focusing on the role that early experience may play in their development. To evaluate dogs’ temperament and behavior in a standardized way, the CIAS has developed a unique questionnaire (C-BARQ©) for dog owners and handlers. Already, several national guide and service dog organizations have adopted the C-BARQ© as a routine behavioral screen.

Through these programs—and others—the CIAS continues to make tremendous progress in helping us understand more about our unique relationships with animals and the mutual benefits of human–animal interactions. If you would like more information on the CIAS or its programs, contact Dr. Serpell, director, at cias@lists.vet.upenn.edu, or go to the Center’s website at www.vet.upenn.edu/research/centers/cias/index.html.

Amy Gutmann Is Elected to Succeed Judith Rodin

Amy Gutmann, the Provost and Laurance S. Rockefeller University Professor of Politics and the University Center for Human Values at Princeton University, was elected the University of Pennsylvania's next president by Penn's Board of Trustees at its February 20, 2004 stated meeting.

Gutmann, 54, will succeed Judith Rodin, CW'66, on July 1. Rodin



announced last June that she planned to step down after serving as Penn's president since 1994. Gutmann's inauguration as Penn's ninth president will be held on October 15, 2004.

"Amy is a brilliant scholar with a demonstrated commitment to undergraduate and graduate education, a proven and skilled administrator who understands the challenges of running a major research university and an articulate spokesperson about the essential role of higher education in our lives and in the future of our society," said James S. Riepe, chair of Penn's Trustees.

"She has established an extraordinary record of achievement during her more than 25 years at Princeton, most recently as Provost. She is widely regarded as a world-class scholar whose research addresses many of the key issues facing our society today—from religious freedom, to race and affirmative action, to ethics and public affairs. As Dean of the Faculty, she was hugely effective in attracting excellent faculty to Princeton. Colleagues speak of her with the highest regard: 'fair and evenhanded, courageous and willing to take on tough problems,' 'renowned for doing her homework,' 'there are no limits to what this person can achieve.' We are confident that Amy is the ideal person to lead Penn forward into the next stage of its evolution."

Gutmann said she was "tremendously excited to be given the opportunity to lead one

of our nation's oldest and most distinguished research universities."

"Penn has enormous energy and a dynamic spirit," she said. "It has extraordinary academic programs that span 12 schools, all of which are located together on one beautiful urban campus. Under Judy Rodin's leadership, Penn has established itself in the top rank of institutions, well positioned to face the opportunities and the challenges that lie ahead. I look forward with great enthusiasm to working with faculty, students, staff, alumni and other members of the Penn family to help the University build upon its tradition of excellence in teaching, research and public service.

"I am also looking forward to moving to the great city of Philadelphia," said Gutmann, "with its wealth of cultural and historic institutions, and to becoming an active citizen of Penn's vibrant West Philadelphia community."

Riepe noted that the Board of Trustees strongly believes it has found in Gutmann "someone to expand upon the phenomenal momentum the University has experienced during the last decade ... a dynamic leader who is both a renowned scholar and skilled administrator ... a champion of innovative academic ventures with a proven ability to recruit faculty of the highest stature ... someone who will grow Penn's financial resources, enhance our entrepreneurial opportunities, and capitalize on our many strengths."

Gutmann has been Provost of Princeton since September 2001, serving as the University's chief academic and chief budgetary officer, reporting to the President. She is responsible for long-range planning and for the coordination of the administrative and support functions of the University with its academic purposes.

A faculty member at Princeton since 1976, she has taught political philosophy, democratic theory, the history of political thought and practical ethics.

Gutmann received her B.A. from Radcliffe College, her M.Sc. from the London School of Economics and her Ph.D. from Harvard University.

Laboratory Animal Veterinarians to Host International Session on Animal Welfare at the 2004 AVMA Annual Convention

The American College of Laboratory Animal Medicine/American Society of Laboratory Animal Practitioners program committee is planning "United States/United Kingdom Perspectives on Animal Welfare Issues," a three-hour session on the morning of Monday, July 26. Distinguished speakers will give their perspectives on how animal welfare initiatives and public, legislative, and lawyer-driven pressures may affect many aspects of the veterinary profession in the United States and United Kingdom.

Chaired by Margaret Landi, V'79, Global Vice President of Laboratory Animal Science for Research and Development at GlaxoSmithKline, the speakers include a legislator from the United Kingdom, advisers to the governments of the United States and United Kingdom, senior academics, and former presidents of the AVMA and British Veterinary Association. The sessions and speakers are:

- **How Legislators and Lawyers Are Having an Impact on the Role and Responsibilities of Veterinarians:** Dr. John A. Shadduck, dean emeritus of Texas A&M University College of Veterinary Medicine (U.S.), and Lord Soulsby of Swaffham Prior (U.K.).

- **How Lobbyists and Activists Are Having an Impact on Society's Relationship with Animals:** Jacqueline Calnan, M.P.A., president of Americans for Medical Progress Educational Foundation (U.S.), and Dr. Tim Morris, president of the European College of Laboratory Animal Medicine (U.K.).

- **Commercial Pressures on Veterinary Practice Arising from Legislation, Education, Costs, Lobbying, and Activism:** Dr. Joe M. Howell, AVMA Immediate Past-President (U.S.), and Dr. Brian Hoskin, British Veterinary Association Past President (U.K.).

For more information, please contact Dr. Landi at (610) 270-6466 or via email at <margaret.s.landi@gsk.com>.

Improving Diagnosis of Pulmonary Fibrosis in W. Highland White Terriers

by Helma N. Weeks

Your middle-aged, small terrier, a Westie, Norwich, Cairn, or other short-legged breed, seems to not have as much stamina as it used to have. It pants and lags on longer walks, the tongue sometimes looks not as pink as it should, and the dog coughs intermittently. Otherwise, the dog seems fine. It eats, doesn't drink excessively, but you have a nagging feeling that all is not well.

When the vet checks the dog out, crackled sounds are heard in the lungs. The dog could have a chronic lung disease known as idiopathic pulmonary fibrosis. This disease has been identified in West Highland white terriers and to a lesser degree in other terrier breeds. It affects middle-aged and older dogs and is characterized by exercise intolerance, shortness of breath, difficulty in breathing, coughing, and crackled sounds on lung auscultation. The disease progresses slowly and is ultimately fatal. In the disease process, fibrous scar tissue gradually replaces functional lung tissue. Very little is known about the causes of the disease, but a genetic component is suspected, given the higher occurrence in certain breeds. There is a similarly devastating form of pulmonary fibrosis in people that has become a focus of intense research.

Recently, veterinary specialists in respiratory diseases and imaging from the U.K. and the U.S. have joined their efforts to improve the diagnosis of pulmonary fibrosis. The AKC

Canine Health Foundation and the West Highland White Terrier Foundation of America are funding a multicenter study at the veterinary schools of the Universities of Pennsylvania and California, Davis in the U.S., and the Universities of Edinburgh and Glasgow in the U.K. At Penn's School of Veterinary Medicine, this project is guided by **Dr. Lesley King**, professor of critical care, and **Dr. Tobias Schwarz**, assistant professor of radiology.

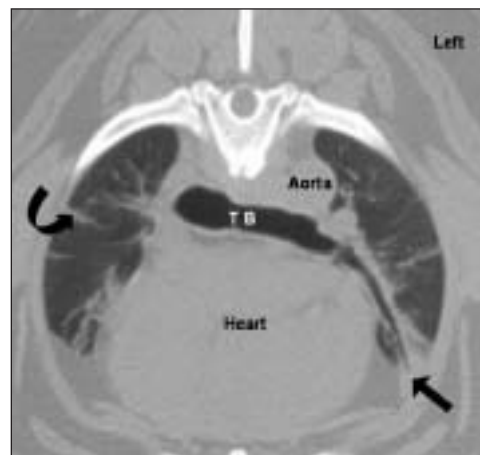
"Although pulmonary fibrosis in dogs, often referred to as 'Westie lung disease,' has been recognized by breeders and veterinarians in the U.S. and U.K. for many years, it remains a huge challenge for the patient, owner, veterinarian, and breeder of West Highland white terriers," says Dr. Schwarz. "Currently, accurate diagnosis requires a lung biopsy. Treatment options are limited to alleviation of clinical signs and control of concurrent pneumonia.

"The study hopes to establish pulmonary computed tomography as a specific diagnostic modality in dogs, which would allow the detection of disease in the early stage, when therapeutic approaches are most promising, decreasing the need of lung biopsies. High-resolution computed tomography of the lungs is the diagnostic modalities of choice for pulmonary fibrosis in people and showed already promising first results in dogs."

During the duration of the study, West Highland white terriers with suspected pulmonary fibrosis will receive an extensive clinical

work-up, including radiography, echocardiography, bronchoscopy, bronchial lavage, computed tomography, and a minimally invasive endoscopic lung biopsy. Genetic sample material will be collected for further analysis.

Veterinarians who wish to refer West Highland white terriers with suspected pulmonary fibrosis should call Dr. King or Dr. Schwarz directly at (215) 898-4680. The procedure is free of charge to the owner, and the completeness of the work-up offers an optimal basis for best treatment options and prognosis.



Computed tomographic image of a dog with pulmonary fibrosis at the level of the tracheal bifurcation (TB). There is fibrosed lung tissue in the ventral parts of the lungs (straight arrow) and fibrin scars originating from the pleural surface (curved arrow). A main goal of the clinical study is to determine characteristic computed tomographic findings of pulmonary fibrosis.

Rabies in Pennsylvania

Last summer, alarmed by a surge in rabies cases reported in Pennsylvania in 2002 (especially among raccoons), officials at the Commonwealth's agriculture department decided they needed to take action. In mid-2003, the Oral Raccoon Rabies Vaccination (ORV) program was initiated in all or parts of 16 western Pennsylvania counties where rabid raccoons were most prevalent. Fixed-winged airplanes or helicopters dropped vaccine-laden fishmeal bait into sparsely populated areas, and trained employees targeted densely populated areas by hand.

Results reported in February 2004 were encouraging: the number of infected raccoons dropped from 288 in 2002 to 232 in 2003, a 20 percent decrease. A total of 428 animals tested positive for rabies in 2003, down from 492 animals in 2002—a 13 percent decline. (The 2003

results break down as follows: 232 raccoons, 80 skunks, 42 cats, 36 bats, 29 foxes, 3 cattle, 3 horses, 1 bobcat, 1 deer, and 1 groundhog.) In an effort to bring the numbers down even further, agriculture officials plan to extend the ORV program in 2004 to include the Westmoreland-Somerset county border.

Rabies, a viral disease affecting the central nervous system of mammals, causes a progressive inflammation of the brain—and is always fatal to both animals and humans once symptoms of the disease develop (unusual behavior, aggression, drooling, depression, partial paralysis). In the United States, wildlife is primarily affected; domestic animals usually are exposed by contact with infected wild animals. In recent years, raccoons in the eastern United States have been severely affected. Rabies can be spread

through saliva, bites or scratches, and abrasions. Humans can contract the virus through either domestic or wild animals.

Given these statistics, routine vaccinations for all dogs and cats are more important than ever. Of the 42 cats reported infected in Pennsylvania, the majority were most likely barn cats, who had regular daily exposure to wildlife in rural areas. Not a single case of rabies in a dog was reported, only proving how effective widespread canine vaccinations against the virus have been. Penn's School of Veterinary Medicine recommends vaccinating kittens against the virus at 12 to 13 weeks, again at 15 months, and every three years thereafter. For dogs, the School recommends rabies vaccinations at 13 to 16 weeks, at 15 months, and then, again, every three years.

The Power of Yeast Genetics

By Susan I. Finkelstein

It's the stuff of beer and bread. For thousands of years, this fungus has been instrumental in producing and conserving food because of its ability to ferment glucose to ethanol and carbon dioxide. But most people do not know that this simple, single-celled organism also is a powerful model system for biological research. Cheap and easy cultivation, short generation time, detailed genetic and biochemical knowledge gained through many years of research, and ready application of molecular techniques for its genetic manipulation—all make this versatile organism highly suitable for the study of basic biological processes relevant to many other higher organisms, including humans.

Although yeast cells are obviously much simpler than humans, they follow the same basic principles of reproduction: first, cells must accurately duplicate their chromosomes and segregate them to opposite poles of the cell, and then the cells physically split into two, yielding a new generation of genetically identical cells. Errors in cell division can result in cellular death, lead to developmental defects, or cause cancer. Indeed, a major hallmark of cancer cells is unrestrained cell division, which is why cancer is often considered a disease of the cell-division cycle. Thus, to understand the molecular mechanisms of cancer, it is critical to resolve the processes that regulate cell division.

The laboratory of **Frank Luca**, assistant professor of animal biology, uses multidisciplinary approaches, including yeast genetics and cellular and molecular biology, to study cell-cycle regulation of eukaryotic cells (those with dis-

tinct membrane-bound nuclei). Working with yeast, Dr. Luca discovered the “Mob” gene family, which encodes essential proteins that regulate critical aspects of cell division and cell development.

Yeast cells offer several advantages over human cells for cell-cycle research. Yeast divide much more rapidly and are less complex than mammalian cells. Yeast, for example, divide every 90 minutes and contain only two Mob proteins, while the most rapidly dividing human cells divide every 24 hours and express up to seven Mobs. Moreover, the yeast genome is much easier to manipulate *in vivo*. Yeast genes can be mutated to alter the function of any protein. The observed cellular consequences of gene mutations help reveal the function of the encoded proteins. “With yeast, we can perform a lot of molecular and genetic ‘tricks’ to identify important regulatory pathways. And nearly everything we learn is transferable from yeast to humans,” explains Dr. Luca.

Thus, researchers are able to conduct experiments in yeast that elucidate biochemical signals that control growth and division in human cells. Use of model organisms, such as yeast, is critical for cancer research. Thus far, Dr. Luca's work reveals that yeast Mob proteins are components of conserved regulatory circuits that ensure the proper timing and fidelity of cell division. His work has led to several models regarding the function of human Mob proteins that his lab is currently testing.

So, can lowly yeast hold the key in eventually discovering a cure for cancer? “Well, we're con-

centrating on diagnostics first,” responds Dr. Luca. “Like a malfunctioning automobile, you can't effectively fix it unless you know something about how it works. At this point, we're just trying to understand how normal cell division works. It is our hope that our work will identify novel targets for the development of new anti-cancer drugs.”

Hot Weather Tips

Here are some tips to keep pets healthy during the hot weather:

Dogs and cats need a cool, shady place to sleep in during hot weather and access to plenty of clean, fresh water. Feeding time should be moved to the cooler hours of the day. Older animals have a harder time in hot weather, be sure they have a comfortable, cool place during the hottest hours of the day.

Do not take the dog jogging during the day in hot weather as the animal will overheat quickly. If you want to go running with your pet, do it very early in the morning or at night when it is cooler. Even then, if it is hot and humid, don't do it.

Heatstroke is life threatening for dogs. Signs to watch for are: heavy, loud breathing, staggering gait, bright red gum tissue and tongue. If heatstroke is suspected, seek veterinary care quickly as this is a medical emergency.

Dermatology Clinic Offered at New Bolton Center

Horses, like people and other animals, may suffer from skin disorders. Similar to cats and dogs, they may manifest allergic diseases (most commonly to insects) with the development of skin lesions, including intense itch, hives, and bumps. To assist the clinicians at New Bolton Center in the treatment of equine skin diseases, faculty veterinary dermatologists offer appointments for horses and large-animal patients twice monthly at New Bolton Center.

Drs. Rosario Cerundolo and **Daniel Morris**, board-certified veterinary dermatol-

ogists and assistant professors of dermatology at the School, and dermatology residents **Drs. Jeanne Budgin** and **Karen Farver**, hold clinics at New Bolton Center two Thursdays each month. All are based at the Matthew J. Ryan Veterinary Hospital, where they treat companion animals and special species. The clinicians have an interest in equine skin disorders and look forward to consulting on cases with the NBC staff.

Appointments for consultation with the Dermatology Service at New Bolton Center may be made by calling 610-444-5800.



Itchy horse.

The Irwin Foundation: Opportunity Scholarship Sponsor

by Susan I. Finkelstein

“Although we focus on a single area of education, the funding we provide has a much more profound effect. The veterinary students of today will become the doctors, technicians, and research scientists of tomorrow, and their work will lead to many advancements that ultimately extend beyond animals to benefit humanity.”

—from the Irwin Foundation website

As the very first foundation to sponsor an Opportunity Scholarship, the Irwin Foundation has a single, focused purpose—helping veterinary schools and the students who attend them. The Foundation provides funding only to accredited schools within major universities, but scholarship recipients are chosen by the universities themselves.

Regina Pellegrin, V’04, the Foundation’s recipient of Penn Veterinary Medicine’s Opportunity Scholarship, graduated this year. During all of Regina’s time here, the Irwin Foundation Opportunity Scholarship did much to ease her financial burden and gave her the priceless gift of faculty mentorship, a unique relationship often continuing for many years.

Like many veterinary students, Regina recalls a lifelong veterinary ambition. “I have wanted to be a veterinarian for as long as I can remember. This is what I feel I am meant to do. My first job was as a room assistant at a general practice, from the time I was 16 years old until I was 20. For the past five years, I worked as an emergency nurse at a veterinary emergency and referral center in Valley Forge, Pa. I fell in love with emergency work. I am hoping to work in

emergency medicine after graduation. I love the feeling of helping and consoling animals during their greatest times of distress.

“The Irwin Foundation’s scholarship has meant so much to me—not only in helping reduce some of my debt, but in allowing me the rare opportunity to have a mentor here. That kind of support has just made all the difference in my educational experience at Penn Veterinary Medicine.”

The Foundation, located in Southfield, Mich., initially concentrated its efforts in veterinary medicine. In 1997, however, it began to direct some attention to veterinary technology and the lack of scholarships available to students seeking careers in this critical field. Since then, the Foundation has made several significant contributions designed to assist future veterinary technicians.

The Irwin Foundation also supports a variety of programs administered by veterinary schools as part of their educational mission, and it continually seeks new and innovative ways to enhance the learning experience. The types of support include cash donations for established programs, purchases of equipment and other items, and service contributions.

The Irwin Foundation is a legacy to two well-known educators in the Detroit area. Dr. James Irwin was an administrator at Detroit Public Schools and Dr. Claire Irwin was a professor at Wayne State University. Husband and wife, they both passed away in 1994.

Note: The Irwin Foundation has renewed their Opportunity Scholarship, which will be awarded to a member of the Class of 2008.

New Scholarship Established

Margaret Gerhard, a long-time friend of the School and owner of three Labrador retrievers, made a gift of \$100,000 to establish the Margaret Gerhard Endowed Merit Scholarship Fund. “This gift is made in honor of your highly esteemed and dedicated faculty and teaching staff at the Matthew J. Ryan Veterinary Hospital and at the one and only New Bolton Center,” said Ms. Gerhard to **Dean Alan Kelly** when she presented the check. “It is my wish and desire that the income from the Margaret Gerhard Merit Scholarship Fund will continuously reward and recognize the recipients for a job ‘well



done!’ and as such, encourage and inspire optimism, dedication, and hard work in other fellow students—to heal and help a wounded world with compassion and love for all animals.”

Class of 2005 White Coat Ceremony

The White Coat Ceremony, a tradition from medical schools and first introduced in 2001 at Penn Veterinary Medicine, was held for the Class of 2005 in Houston Hall on December 9, 2003. Many relatives and guests of the students attended the ceremony and the reception that followed.

The ceremony marks the end of the students’ training in the classroom, and the beginning of their clinical rotations, where they will apply the knowledge they have learned during the first two-and-a-half years of their four-year veterinary education. The evening also marked the final time the entire class would be together formally before Commencement on May 16, 2005.

Speakers included Dean Alan M. Kelly; faculty members; **Michelle Rosero, V’04**, class president; **Michael R. Moyer, V’90**, president of the Pennsylvania Veterinary Medical Association; and **Christine Bohn, V’02**, who spoke on behalf of the School’s Veterinary Medical Alumni Society. **W. Southard Jones, Jr., V’71**, and **Courtney Jones, V’98**, spoke on “The Family: Sharing Commitment.” Their son and brother, respectively, Luke, is a member of the Class of 2005.

Sponsors of the ceremony included the Pennsylvania Veterinary Medical Association and its local constituent veterinary medical associations: Brandywine, Capital City, Lehigh Valley, Northwestern, Suburban, and Western. The Veterinary Medical Alumni Society gave the students Penn brass pins to wear on their white coats.



Luke Jones, V’05, W. Southard Jones, Jr., V’71, and Courtney Jones, V’98.

Photograph by Addison Geary/addisongeary.com

Laminitis Caused by Equine Cushing's Disease, Penn Study Finds

Equine Cushing's disease has been identified as the most common cause of laminitis among horses in a primary care veterinary practice. The recent study by **Mark T. Donaldson, V⁹³**, assistant professor of medicine, was published in the April 1, 2004 issue of the *Journal of the American Veterinary Medical Association*.

The study showed the most common cause of laminitis among horses seen at New Bolton Center was pituitary pars intermedia dysfunction, also known as equine Cushing's disease (ECD). In ECD the pituitary and adrenal glands produce abnormal amounts of hormones that play a vital role in the regulation of metabolism and inflammatory and immune responses.

All horses that developed laminitis during a six-year period (1996–2002) were tested for ECD by evaluation of plasma ACTH concentra-

tions. ACTH is one of many hormones secreted in excess by the dysfunctional pituitary gland. Twenty-eight of the 40 horses with laminitis were diagnosed with ECD. Although ECD is considered a disease of older horses with an average age of 20 years, the study showed that ECD is common in horses in their teens. The horses in the study ranged in age from three to 28 years with a median age of 15.5 years.

One of the most common clinical signs was an abnormal fat distribution including accumulation of fat in the neck ("cresty neck"), top of the back, and over the tail head, in a horse with visible outlines of the ribs. Only a third of the group had a long hair coat, another conspicuous sign of ECD, and a fifth of the group with ECD did not have any other clinical signs.

In 21 percent of the horses with ECD, onset of

laminitis occurred during September. Excess consumption of lush grass was commonly blamed for laminitis in many horses that also had ECD. Dietary modification of horses with ECD may be helpful in preventing this serious complication.

Several studies have shown that the most effective treatment for ECD is pergolide, a medication that suppresses secretions of hormones from the abnormal pituitary gland. In addition to dietary modifications and corrective shoeing, treatment with pergolide results in an improvement in laminitis. A large dose range exists and the dose must be titrated based on endocrine function tests such as plasma ACTH concentration. The drug must be administered under veterinary supervision.

Seahorse Surgery

A very unusual patient visited the Ryan Hospital on April 23. A six-inch, two-year-old female seahorse was brought to the Hospital by veterinarians from the National Aquarium in Baltimore. The seahorse had a pea-size growth on its pectoral fin, near the gills. "Last October we removed a mass by conventional surgery," said Dr. Caryn Poll of the National Aquarium. "But the mass grew back and we are here to have it removed by laser surgery."

Chick Weisse, V⁹⁸, lecturer in surgery, enjoys working with marine animals and has performed numerous surgeries on fish. The little seahorse was his first patient of the *Hippocampus* variety.

The animal was anesthetized in water; it took about five minutes for it to become unconscious. Then it was removed from the water and placed on the table, and Dr. Poll carefully syringed water over the gills while Dr. Weisse used the tiny laser probe to remove the tumor. He then used the laser to ablate the tumor bed in the hope of removing any remaining cancer cells that could regrow. "Seahorses have a bony layer within the skin, called osteoderm, so one can't just cut away the tumor without leaving a large defect," said Dr. Weisse. "The laser removed the layer of cancer cells while sealing the



The pea-sized tumor was removed by using a laser probe.

blood vessels, nerves, and lymphatics."

The surgery lasted only minutes, and that same day, the *Hippocampus reidi* was safely back in her tank at the National Aquarium, swimming around. In lay language she is called a longsnout seahorse, and her natural home is the Western Atlantic.

Bellwether

University of Pennsylvania School of Veterinary Medicine

Editor

Helma Weeks

Photographer

Addison Geary

Writers

Josephine Deubler, V.M.D.

Susan I. Finkelstein

Joan Capuzzi Giresi, V.M.D.

Gregory Lester

Helma Weeks

Alumni Relations Liaison

Joshua E. Liss

We'd like to hear your praise, criticisms, or comments. Please address your correspondence to:

Helma Weeks

University of Pennsylvania
School of Veterinary Medicine

3800 Spruce Street

Philadelphia, PA 19104-6010

(215) 898-1475

hweeks@vet.upenn.edu

None of these articles is to be reproduced in any form without the permission of the editor of *Bellwether*.

© Copyright 2004 by the Trustees of the University of Pennsylvania.

The University of Pennsylvania values diversity and seeks talented students, faculty and staff from diverse backgrounds. The University of Pennsylvania does not discriminate on the basis of race, sex, sexual orientation, religion, color, national or ethnic origin, age, disability, or status as a Vietnam Era Veteran or disabled veteran in the administration of educational policies, programs or activities; admissions policies; scholarship and loan awards; athletic, or other University administered programs or employment. Questions or complaints regarding this policy should be directed to: Executive Director, Office of Affirmative Action and Equal Opportunity Programs, 3600 Chestnut Street, Sansom Place East, Suite 228, Philadelphia, PA 19104-6106 or (215) 898-6993 (Voice) or (215) 898-7803 (TDD).

Dr. Rosario Cerundolo, assistant professor of dermatology, was elected vice president of the European College of Veterinary Dermatology in January.

Sheldon Steinberg, V'59, is now a professor emeritus of neurology. He will be at the Ryan Veterinary Hospital two weeks per month.

Anson J. Tsugawa, V'98, lecturer in dentistry, passed his board exam to become a new diplomate of the American Veterinary Dental College.

John R. Lewis, V'97, resident in dentistry, passed his exam to become a fellow of the Academy of Veterinary Dentistry.

Dr. Charles Vite was appointed assistant professor of neurology. He spoke at the NIH workshop of the 1st International Conference on Glycoprotein and Related Storage Diseases in April in Rockville, Md. He shared data on effective gene therapy of the central nervous system in cats with the naturally occurring lysosomal storage disease alpha-mannosidosis.

Dr. Cynthia Otto, associate professor of critical care, gave invited talks, "Hypercoagulability as a cause of thrombosis and thromboembolism" and "Hypertonic saline resuscitation: From veterinary to human application," at the 42nd Annual Symposium on Critical Care, Trauma, and Emergency Medicine, in Las Vegas, in February.

She also gave an invited talk, "Medical surveillance of dogs deployed to the World Trade Center and the Pentagon," at the National Medical Disaster Systems 2004 Disaster Response Conference, in Dallas in April.

Dr. Alexia McKnight, recently promoted to assistant professor of radiology at New Bolton Center; **Lisa Ziemer, V'98**, senior research investigator, radiology; and **Tobias Schwarz**, assistant professor of radiology, passed the radiology board exams and are now diplomates of the American College of Veterinary Radiology. Dr. Schwarz was invited to the University of Glasgow Veterinary School for a research project and gave a talk on "Applications of helical computed tomography in small animals" during his stay.

Mark Donaldson, V'93, assistant professor of medicine, spoke at the North American Veterinary Conference, in Orlando in January.

Dr. Virginia Reef, chief, Section of Sports Medicine and Imaging, was a Keynote State of the Art speaker at the 13th Triennial Meeting of the International Veterinary Radiology Association in Midrand, South Africa in August.

Drs. Gabi Seiler, lecturer in radiology, and **Darryl N. Biery, GV'67**, emeritus professor of radiology, presented studies about CT of the canine trachea (Seiler) and effects of restricted feeding on radiographic and histopathologic hip phenotype (Biery) at the 13th Triennial Meeting of the International Veterinary Radiology Association in Midrand, South Africa in August.

In the Section of Radiology, Department of Clinical Studies—Philadelphia, **Drs. Ana Caceres**, resident; **Yael Porat-Mosenco**, resident; **Allison Zwingenberger**, resident; **Lisa Ziemer, V'98**, senior research investigator; **Gabi Seiler**, lecturer; **Van M. Knox, V'94**, staff veterinarian; **Rob McLear, V'96**, consultant, adjunct assistant professor; **Darryl Biery**; **Jeffrey Wortman, V'69**, section chief, associate professor; and **Tobias Schwarz** participated in the 2003 Annual Conference of the American College of Veterinary Radiology, in Chicago, and presented their studies about dual-phase CT angiography of the normal canine pancreas (Caceres), reduction of skull-base related CT artifacts (Porat-

Division (PSP) of the Association of American Publishers announced that **Dr. Mike Ross**, professor of surgery, with coauthor Sue J. Dyson, will receive the PSP Award, in the Nursing and Allied Health subdivision, for their book, *Diagnosis and Management of Lameness in the Horse*, published by Elsevier in 2003. The awards are given annually to acknowledge excellence in book, journal, and electronic publishing in all disciplines represented by professional, scholarly, and reference publishing.

Michael Pierdon, V'05, received a \$5,000 scholarship for the best student presentation at the American Association of Swine Veterinarians Foundation's annual meeting in Des Moines, Iowa. His presentation was titled "Growth dynamics of two common bacterial contaminants found in extended porcine semen." Alpharma Animal Health provided the financial support for the award.

The Washington State University College of Veterinary Medicine named **Dr. Urs Giger**, Charlotte Newton Sheppard Professor of Medicine, and Dr. Rod Paige from Cornell University joint recipients of the John E. McCoy Award as outstanding individuals in the field of clinical veterinary medicine. The award was established in 1958 by Dr. McCoy's former students and colleagues to

honor his teaching career of 23 years at WSU. Dr. Giger visited the College in April to receive the award and make a presentation entitled, "Hereditary diseases in companion animals: From clinical signs to the molecular defect."

Dr. Giger also was presented the 2002 Scientific Achievement Award by the World Small Animal Veterinary Association at the organization's meeting in Granada, Spain in October. The award is given annually to an outstanding veterinary researcher for his/her lifetime scientific contributions to the health of small animals.

Gail K. Smith, V'74, professor of orthopedic surgery, was selected to receive the 2004 World Small Animal Veterinary Association Iams Saki Paatsama Award for excellence in the field of Orthopaedic Medicine and Surgery. It is the second time the award has been given. The award will be presented during the opening ceremony of the 2004 WSAVA Congress on October 6 in Rhodes, Greece.

Dr. Ina Dobrinski, associate professor of reproduction, gave invited talks at the Commonwealth Scientific and Industrial Research Organization in Brisbane, Australia; the

Rosettes & Ribbons

some recent accomplishments of note at the School

Mosenco), computed radiographic artifacts (McLear), and aneurysmal right auricles in the canine heart (Schwarz).

Dr. Loren H. Evans, emeritus professor of surgery, received the Distinguished Educator Award from the American Association of Equine Practitioners during its annual convention in November 2003. He was recognized for his efforts as a mentor and professor at Penn. Dr. Evans retired from the school in 1993. He is seen as a pioneer in the field of abdominal surgery and as one of the creators of the diagnostic lameness examination.

A paper published in 1989 by **Dr. Adrian R. Morrison**, professor of behavioral neuroscience, with colleagues at UCLA, was selected for a poster in an exhibit on Milestones in Sleep and Epilepsy Research by Pfizer Pharmaceuticals at the annual meeting of the American Epilepsy Society in Boston in December.

Dr. Morrison was the speaker at the annual banquet of Partners in Progress, the Canadian Biomedical Research Support Organization, in April in London, Ontario.

The Professional and Scholarly Publishing

Monash Institute of Reproduction and Development, Monash University, Clayton, Australia; and the annual meeting of the International Embryo Transfer Society in Portland, Oregon. Dr. Dobrinski also received a grant from the Pennsylvania Department of Agriculture.

Mark Haskins, V'69, professor of pathology and medical genetics, gave a talk, "Retroviral gene therapy in mucopolysaccharidoses," at the Experimental Transplantation and Immunology Branch, National Cancer Institute, Bethesda, Md. He also gave a talk, "Large animal models of alpha- and beta-mannosidosis," in April at Glycoproteinosis: An International Workshop on Advances in Pathogenesis and Therapy, at Bethesda, Md.

Dr. Jorge Guerrero, adjunct professor of parasitology, was appointed visiting professor of parasitology at the College of Veterinary Medicine of the Universidad Peruana Cayetano Heredia, in Lima, Peru. He also became a diplomate of the European Veterinary Parasitology College. From March 14 to April 10, Dr. Guerrero served as visiting professor of parasitic diseases at the College of Veterinary Medicine of the Universidad de Santiago de Compostela in Lugo, Spain.

Dr. Andrew Wood, professor emeritus of radiology, with Drs. Chandra Sehgal and William Lee from the School of Medicine, was awarded a four-year NIH grant entitled "Blood flow in small animals by ultrasound."

Dr. Ronald N. Hartly, assistant professor of microbiology, is the principal investigator on a new NIH/NIAID grant entitled "Ebola virus VP40-host interactions *in vivo*" (2004–2006). Dr. Hartly was invited to present a seminar at Harvard Medical School in May entitled "L-domain functions of ebola virus and VSV."

Dr. Gary Smith, professor of population biology and epidemiology, gave the plenary lecture in March at the annual conference of the Society for Veterinary Epidemiology and Preventive Medicine, at Martigny in Switzerland, "Spatial models of infectious diseases in the USA: A crisis of confidence and confidentiality."

Dr. Gary Althouse, associate professor of reproduction and swine production medicine, gave an invited talk, "Swine breeding management and assisted reproductive technologies," at the 13th National Federation of Hog Farmers, Inc. Annual Convention and Exhibition, in April, in Manila, Philippines.

Dr. Andras M. Komaromy, research associate in ophthalmology, taught a two-day Equine Ophthalmology course for the Hungarian Veterinary Chamber in March in Budapest, Hungary. Dr. Komaromy also participated in semi-

nars on ocular gene therapy at the Department of Ophthalmology, Semmelweis University and the Hungarian Retinitis Pigmentosa Society—both of which took place in March in Budapest.

Patricia Sertich, V'83, associate professor of reproduction, gave the following talks at the Association Veterinaire Equine Francaise, in Montpellier, France, in October: "Affections et gestation de la fin de gestation," "Gestation de la non delivrance," and "Comment faire une echoguide transrectale du placenta en fin de gestation?" This group is the French equivalent to the American Association of Equine Practitioners.

Dr. Sertich also gave the following talks at the Delaware Veterinary Medical Association Annual Meeting, in Dover, Delaware, in April: "The pregnant mare—Understand the normal events to improve diagnosis and management of these 11 months," "Parturition—An explosive event," "Placental evaluation—The mirror of life," and "High risk pregnancies—Detecting these problems early so effective interventions can be made."

Ralph Brinster, V'60, Richard King Mellon Professor of Reproductive Physiology, was selected by the Institute for Scientific Information as a "Highly Cited Researcher" in molecular biology and genetics for the period from 1980 to 2000. About 1 in 1,000 authors of scientific articles are in this category. Dr. Brinster's biography and publications have now been added to the ISI website for Highly Cited Research Scientists at <www.isihighlycited.com>.

Dr. K. John McLaughlin, assistant professor of reproductive physiology, received two research grants from the National Institutes of Health: "Uniparental cells: Hematopoietic reconstitution potential," and "Mouse somatic cell clones: Reprogramming and development." He also received a grant, together with Satoshi Kurosaka, "Development and gene expression of bovine clone-clone chimeras," from the Lalor Foundation.

Victoria Johnson, lecturer in radiology, presented an abstract, coauthored with M. Sullivan, "High-resolution computed tomography (HRCT) of the normal canine lung," at the British Small Animal Veterinary Association (BSAVA) Congress in April in the United Kingdom. Dr. Johnson also received the BSAVA Clinical Research Abstract prize in surgery for her presentation, "Thoracic high-resolution computed tomography (HRCT) in the diagnosis of idiopathic pulmonary fibrosis."

Hannah Galantino-Homer, V'93, post-doctoral fellow, received a three-year Mentored Clinical Scientist Training Program Grant (K08) from NIH/NICHD to study "Molecular aspects

of *in vivo* sperm capacitation" and to prepare for certification by the American College of Theriogenologists.

Dr. Galantino-Homer presented a poster, "A method to quantify the protein tyrosine phosphorylation assay of sperm capacitation," at the annual meeting of the American Society of Andrology, in April, in Baltimore.

Jenny O'Connor, behavioral technician, presented a lecture on behavior modification and led a master class with Dr. Diane Frank of the University of Montreal on behavioral triage at the North American Veterinary Conference, in January in Orlando. Both events were geared to veterinary technicians.

Dr. Gerhard A. Schad, professor of parasitology, was selected by two federal agencies to join site-visit teams to evaluate ongoing scientific programs. One of these involved the Southwest National Primate Research Center in San Antonio, a National Center for Research Resources of the National Institutes of Health. The other involved the Armed Forces Research Institute of Medical Sciences in Bangkok, Thailand, a laboratory of the Walter Reed Army Institute of Research specializing in enteric diseases, retrovirology, and arthropod-borne diseases such as malaria, dengue, and scrub typhus. The panel reviewed an ongoing program of the National Academy of Sciences that matches postdoctoral associates with federal laboratories for specialized research training and experience. In Thailand the associates are working in research programs involving the culture of organisms causing malaria, and in studies of the population biology of mosquitoes transmitting dengue viruses.

Dr. Schad also has been selected as the American Society of Parasitologists 2005 Clark P. Read Mentor Awardee.

Promotions

Dr. James "Sparky" Lok was promoted to professor of parasitology. **Dr. Bernd Driessen** was promoted to associate professor of anesthesia. **Dr. Danian Gu** was promoted to research assistant professor of medical genetics. The following promotions are effective July 1, 2004: **Dr. Kenneth Drobotz** to professor of critical care; **Dr. Lesley King** to professor of critical care; **Dr. James Serpell** to Marie A. Moore Professor of Humane Ethics and Animal Welfare; **Dr. Karin Sorenmo** to associate professor of oncology; **Dr. Jean-Pierre Saint-Jeannet** to associate professor of developmental biology; **Dr. Daniel Yee** to research associate professor of molecular pharmacology.

Animal Crackers



“New” AKC Breeds

The black Russian terrier and the Neapolitan mastiff become eligible for competition in the working group at AKC shows on July 1, 2004. On October 1, 2004, the Glen of Imaal terrier will be eligible to compete in the terrier group. This will make 153 breeds with full recognition.

The black Russian terrier was developed in Russia in the 1960s for the national security force. Seventeen breeds were used in its development, particularly the giant schnauzer. It also has Airedale, Newfoundland, and Rottweiler characteristics.

The Neapolitan mastiff has existed in Italy since Roman times. The mastino has a large, unique head with skin hanging in exaggerated folds. The dogs move slowly with a bear-like gait. Originally bred as a fighter, they are no longer pugnacious toward other dogs. Stoicism is a characteristic of the breed. Mastinos are noble and devoted guardians. Recently, the breed has been in the limelight as “Fang” in a Harry Potter movie.

The Glen of Imaal terrier is an old Irish breed used to hunt badger and control the rodent population, and as a turnspit dog. The breed was recognized by the Irish Kennel Club in 1934, several years before the soft-coated wheaten terrier. The breed gained a foothold in the United States about 1980. Glens resemble a heavyweight Sealyham. Accepted colors are wheaten, blue, and brindle.

Further information may be obtained at <www.akc.org>.

Manatees

It is said the fossils suggest that manatees have made their home around Florida for 45 million years. These shy, chubby marine mammals, sometimes called sea cows, eat aquatic vegetation. An average adult is about ten feet long and weighs 1,000 pounds. Manatees and dugongs, a close relative, are believed to have inspired the mermaid legend. Breathing through their snouts, they surface to take a breath every few minutes. In cold weather, they tend to huddle near warm springs or power plants.

The manatee has been listed as an endangered species since 1967. Before they were protected, people killed manatees for their succulent meat. Collisions with boats are a leading cause of death for manatees. Propeller scars have a pattern similar to fingerprints and serve as a basis

for manatee identification. Thousands of photographs are stored in Gainesville, Fla. One documented manatee has scars from 49 previous run-ins with boats—the 50th killed the animal.

The manatee is a tourist attraction. Recently, there has been some controversy about their endangered status. New speed zones for Florida waterways and areas where boaters would be restricted or prohibited anger some groups. There is an active Save the Manatee Club.

Most Popular Breeds

According to AKC registration figures for 2003, the Labrador retriever, for the 14th consecutive year, is the most popular purebred dog in America. The Labrador’s versatile nature makes him ideal for work or play. He is shown in AKC events and used in hunting, service work, and as a family companion.

At the other end of the list, the least-registered purebred dogs are English foxhounds, otterhounds, harriers, American foxhounds, and komondors.

Pet Ownership

A recent survey showed that there are 64.2 million pet-owning households in the United States. These pets include 77.7 million cats, 65 million dogs, 16.8 million small mammals, 17.3 million birds, 8.8 million reptiles, 7 million saltwater fish, and 185 million freshwater fish

Another finding was that one-third of small-animal owners consider their pets as children or family members.

Tribute to a Dog

U.S. Senator George Vest wrote this tribute in 1870. “The one absolutely unselfish friend that man can have in this selfish world, the one that never deserts him, the one that never proves ungrateful or treacherous, is his dog. A man’s dog stands by him in prosperity and in poverty, in health and in sickness. He will sleep on the cold ground, where the wintry winds blow and the snow drives fiercely, if only he may be at his master’s side. He will kiss the hand that has no food to offer, he will lick the wounds and sores that come in encounter with the roughness of the world. He guards the sleep of his pauper master as if he were a prince. When riches take wing and reputation falls to pieces, he is as constant in his love as the sun in its journey through the heavens.”

Petting Zoos

Children are enchanted by face-to-face encounters with animals, but there always is the possibility of an animal transmitting disease. The Centers for Disease Control and Prevention has issued safety guidelines for events and facilities that offer public contact with farm animals. These guidelines recommend providing hand-washing facilities with soap and disposable towels, prohibiting human food in the interaction area, and posting information about disease that can be contracted from animals.

Outbreaks of illness can be caused by nail-biting, eating food, or other manners of touching the mouth after petting the animals. This can be prevented when proper precautions are taken. Washing hands is an important requisite for disease control.

Pacemakers

Implanting a pacemaker in an animal is not unusual in veterinary medicine. A pacemaker is indicated in cases where the conduction system in the heart is diseased and thereby causes an abnormally low heart rate. Most of the pacemakers used in animal patients are donated by family members of deceased persons with pacemakers. Such pacemakers have plenty of battery-life left and can help a dog, cat, ferret, or other animal. Pacemakers can be sent to the Cardiology Service, Matthew J. Ryan Veterinary Hospital of the University of Pennsylvania, 3900 Delancey Street, Philadelphia, PA 19104.

Cardiac Disease Screening Offered

Cardiologists at the Ryan Veterinary Hospital offer clinics to screen dogs and cats for cardiac diseases. Breeders and owners can make appointments for individuals and litters to be screened for inherited cardiac defects.

The screening includes auscultation, and if an abnormality is detected, further evaluation would be recommended. The clinics are scheduled for one day every other month, beginning in May 2004. To make an appointment, please call 215-898-4680. The charge is \$40 per dog.

Groundbreaking Ceremony, Honor for Dr. Rodin, and More!

April 17 was a very special day for the School of Veterinary Medicine!

We broke ground for the new Teaching and Research Building—more accurately, had the ground broken for us by Bailey, a canine member of the Pennsylvania Task Force 1 Urban Search and Rescue Team. We honored **Dr. Judith Rodin, CW'66**, with the School's Silver Bellwether Medal. And we launched a fundraising campaign. It was a busy day!

We welcomed a number of friends and alumni who attended “Classes without Quizzes” in the afternoon and who joined us for the groundbreaking and the festive evening. Here the prime attraction was Nobel Laureate Dr. James Watson, co-discoverer of the helix structure of DNA, who gave a very lively speech. Following Dr. Watson, Campaign Chair **Laurie Landeau, V'84, WG'84**, announced that the School just entered the public phase of a \$100-million fundraising campaign. A video highlighting the needs for this campaign was shown.



Photography by Addison Grary/addisongrary.com

Melissa Sanchez, Russell Redding, Judith Rodin, and Christine Connelly, with Bailey.

“We started this campaign four years ago with an \$18-million grant from the Commonwealth, and that was a wonderful start for us...”

Dean Alan M. Kelly



“...[I]t has been 40 years since a major building at the Vet School has been dedicated exclusively to teaching and research, and the need and the anticipation could not be any greater.”

Christine Connelly, chair, Board of Overseers



“Many of the resources for this new building have come from private contributions, private giving. The Veterinary School has the most wonderfully generous and loyal group of friends that any school could wish to have.”

Dean Kelly



“Soon we will have a building that will allow this school, if you'll pardon the metaphor, to break new ground, not only in veterinary medicine, but in areas of medicine that have many important implications for human health.”

University President Judith Rodin



“Really, the Commonwealth has been a partner, a believer, a supporter from day one in this project. It provided the stimulus to our fundraising and, of course, if you think about the University of Pennsylvania and all of its progress, nowhere is Penn more of Pennsylvania than it is at the School of Veterinary Medicine.”

Christine Connelly

Groundbreaking Ceremony, Honor for Dr. Rodin, and More!



“The \$18 million that has been committed to the project we view as sort of yeast; it’s helped to raise the rest of the money, the rest of the critical dollars to make this project work.”

Russell Redding, Executive Deputy Secretary of Agriculture, Commonwealth of Pennsylvania



“Reaching our goals, obviously, will not be easy even though it sounds like, wow, we have \$78 million and we don’t have that many more to go, but many friends and alumni have already stretched to get us this far. So now we are really going to have to invite others to participate and to come and be invested in our vision. We are going to spend the next 26 months engaged in a significant outreach effort.”

Laurie Landeau, V’84, WG’84, Campaign Chair



“One of my main motivations to attend the University of Pennsylvania was the opportunity to be at a veterinary school which recognized both the importance in research in veterinary medicine, and also the critical role that veterinarians have in research.”

Melissa Sanchez, V.M.D./Ph.D. student



“Sometimes I still go and sit in Room A, especially after a tough day in clinics, and every time I sit there I can feel the presence of those who have gone before me and I remember why I am in this profession to begin with.”

Karen O’Connor, V’04, Class President

“We believe that the investment in the School of Veterinary Medicine has both immediate and long-term benefits for the Commonwealth as one of the largest single contributors to the Teaching and Research Building. We are confident that this new facility will ensure that Pennsylvania has the best possible space to educate men and women who will care for the state’s animals, both large and small, well into the 21st century.”

Russell Redding



“When the shadow of the new Teaching and Research Building falls upon the Old Quadrangle Building, it will not be a shroud, but an arm uniting the past and the future of veterinary medicine.”

Karen O’Connor, V’04





“As our world evolves, veterinarians are faced with new challenges which transcend traditional veterinary medicine. Some of these challenges are in public health, bioterrorism, and developing new treatments, not only for animals, but for humans.”

Melissa Sanchez

See the Video

View the Groundbreaking Ceremony and the campaign video, as well as transcripts of the speeches of our distinguished guests, on our website at www.vet.upenn.edu.

“We all know that dogs resemble us in many sorts of ways. So in studying dogs we’ll be studying ourselves.”

Dr. James Watson

“I learned a little bit about how architects and engineers speak. Our building is not a complete box, nor is it an imperfect cube, rather it’s a platonic solid with a vibrant façade.”

Richard O. Davies, chair, Building Committee

“The School of Veterinary Medicine is an integral and unique part of the health science fabric of the University of Pennsylvania.”

Dr. Rodin



“We quickly came to realize that the School’s needs were great and any extraordinary fundraising effort was going to be one that was comprehensive, because it wasn’t just the building; we have teaching needs, we have research needs, we have other infrastructure needs, we have programmatic needs, we have an enormous need to ameliorate the enormous debt burden of our students.”

Dr. Landeau



“I got started because, basically, if you could finally understand human disease, human beings, you might as well see the instruction book, and, as you all know, the project succeeded.”

Dr. Watson



Groundbreaking Ceremony, Honor for Dr. Rodin, and More!



“Most likely a few of you realize just how long we have been working toward this night, the kickoff of our capital campaign. We have worked on this through three University presidents and two Veterinary School deans.... Over time, the goals and the focus have changed, but the need for the capital campaign has not.”

Dr. Landeau



School Honors Dr. Rodin

During the groundbreaking ceremonies for the new Teaching and Research Building, **Dean Alan M. Kelly** presented the Silver Bellwether Medal to **University President Judith Rodin**. “... This is actually a bittersweet moment for us because, President Rodin, this is the last time that you will be here at an official event at the Veterinary School while you are President of the University and we wanted to mark that.”

The medal citation follows:



RESOLVED, Judith Rodin, as President you have expanded the scope of possibilities for the University of Pennsylvania’s students, staff, and faculty, while simultaneously including the citizens in the surrounding West Philadelphia area. The School of Veterinary Medicine congratulates you on your unique visualization and leadership that has enhanced the University in higher education, research, and client care; Penn is now at the apex of the Ivys. As never before, you have brought passion and verve to Penn.

RESOLVED, Judith Rodin, through your insight and support the Commonwealth of Pennsylvania appropriation for the School has more than trebled. This was a direct result of your fair-mindedness. Equally important, was your presence at appropriation hearings in Harrisburg whereupon you reinforced the School’s request for state funds. Your presentations at these hearings were distinctively scintillating and you greatly impressed the Assembly with your intellect and eloquence. You gathered immense respect among the Commonwealth’s General Assembly. In so doing, time after time, you paved the way for approval of the School’s funding appeal.

RESOLVED, Judith Rodin, your effective lobbying of the governor for “brick and mortar” funds led to this glorious day of groundbreaking for a new Teaching and Research Building; we are enormously grateful. It is safe to say that we would not be here today without your vigorous support in Harrisburg.

RESOLVED, Judith Rodin, for all of your magnanimous contributions to the University of Pennsylvania we are immeasurably thankful. We, however, shall fondly remember the Rodin Years as a time of special friendship to the School of Veterinary Medicine.

As a token of our immense appreciation and esteem, I am pleased to award you the School’s highest honor, the Silver Bellwether Medal.

*University of Pennsylvania School of Veterinary Medicine
April 17, 2004*

In the Shadows of Victory

by Joan Capuzzi Giresi, C'86, V'98

Equine surgeon **Patricia M. Hogan, V'92**, regularly scans the *Daily Racing Form*, tracking the progress of her recuperated “alumni” to see if her medical care has made a difference.

But there’s one former patient that she’d need blinders and earplugs—and a cave in Nepal—to lose tabs on.

It’s Smarty Jones. First unbeaten Kentucky Derby and Preakness Stakes victor since Seattle Slew in 1977. And, recalls Hogan, who treated the three-year-old stallion for a potentially life-threatening head injury last summer, a “playful and fun-loving” horse.

Hogan and Smarty collided paths last July 28, following a frenzied call from a track veterinarian at Philadelphia Park reporting an accident in the starting gate. A horse had reared up, smashing his skull against an iron bar and, reportedly, momentarily lost consciousness. “I’m sending you a mess,” Hogan remembers the veterinarian saying.

And a mess he was: “The left side of his face was blown up like a balloon,” she says. Two inches of prolapsed conjunctiva spilled out of his left orbit. His nostrils wept blood.

Monsterlike, Smarty trotted into the barn at New Jersey Equine Clinic, in Clarksburg, N.J., “as if nothing ever happened,” Hogan remembers. “He was cool as a cucumber.”

Despite Smarty’s take-it-in-stride demeanor, Hogan worried. Although she’d handled a few of these rare starting-gate injuries in the past, she had never seen one of this magnitude. Was the horse neurologically intact? Was his vision impaired? Were his sinuses damaged enough to compromise air flow and thus athletic performance?

Upon admission, Hogan stopped the hemorrhage and performed a neurologic exam, which was normal. She ultrasounded the left eye and found it to be intact, but could not assess Smarty’s vision until about a week later, when the extraocular swelling had subsided enough to perform a thorough ophthalmic exam. And she x-rayed his skull, which contained multiple pulverized fractures around his

left eye, left zygomatic arch, and sinuses. Because his skull had virtually “exploded” in pieces below his skin, there was no way to surgically fit the fragments back together.

Fortunately, Hogan says, “Everything was still sitting in place.” So she firmly padded Smarty’s skull with three inches of bandages, dubbed him “Quasimodo,” and crossed her fingers. After a couple weeks of broad-spectrum (systemic and intra-ocular) antibiotics and anti-inflammatories, and stall rest, she discharged her good-natured patient.

Throughout the ordeal, Hogan was impressed with owners Roy and Pat Chapman, a scrappy pair who’d plied unexceptional bloodlines to produce their star stallion on their former 100-acre Someday Farm in Chester County, Pa.

Smarty’s trainer, John Servis, who had only schooled the horse for three weeks when the injury occurred, finally broached the subject of racing with Hogan. “He told me, ‘You’ve got to do something, because this horse can run.’”

“...this horse can run”: all-too-familiar words to Hogan, whose practice takes in some 3,000 cases annually—mostly racehorses (60% Thoroughbreds, 40% Standardbreds)—drawing from more than a dozen tracks in New Jersey, New York, Pennsylvania, Delaware, Maryland, and Virginia.

But coming from Servis, who stood out amongst the other trainers for his modest reserve, these words resonated with Hogan. She’d placed herself at the track from an early age, and had developed an instinct for all things horse.

“From the moment I can remember, I loved horses,” she says. “I drew them. I cut their pictures out of magazines...”

Growing up with six siblings in urban Edison, N.J., the small harness-racing track a few miles from home became her refuge. From the age of ten, she was cleaning stalls and walking horses. By 15, she was driving them. Then came summers assisting the veterinarian at Hanover Shoe Farms, the nation’s foremost Standardbred breeding operation, in Hanover, Pa.

At the University of Delaware, Hogan majored in animal science, but her plans for a career in veterinary medicine were temporarily derailed when her application to Penn Veterinary Medicine was denied. Undaunted, Hogan begged for a job at New Bolton Center, where she cleaned stalls and raised eyebrows as the only woman operating the forklift that removed carcasses.

The powers-that-be soon took notice. Dr. Thomas J. Divers gave her a job working with his bovine leukemia herd. Client and School benefactor Anne F. Thorington offered her free accommodations on her farm in exchange for foaling out her mares. And **Charles W. Raker, C'41 V'42**, promised to help her gain acceptance into the School.

She enrolled the following year and spent most of her free time—and then some—around horses. “Whenever possible, I would cut my small-animal classes so I could spend my afternoons at New Bolton, because I just had to see a horse.”

In her third and fourth years, she worked in large-animal surgeon Dr. Dean W. Richardson’s lab and raised her own professional standards. “At New Bolton Center, they demanded excellence. And you wanted to do well because you respected the people there,” she says.

Following an internship at the distinguished Rood & Riddle Equine Hospital—in Kentucky bluegrass country—and a three-year large animal surgery residency at Texas A&M University College of Veterinary Medicine, Hogan headed back to New Jersey to become an associate at New Jersey Equine Clin-

continued on page 20



Until Smarty Jones, the Kentucky Derby winner had not been the main subject of a *Sports Illustrated* cover for 21 years.

President's Message

Only one event can lead my report of happenings since my last message: the April groundbreaking of the School's new Teaching and Research Building. I wish every graduate could have attended this memorable event, which took place on a beautiful spring day in the Old Quadrangle Courtyard—an area where all of us have walked, talked, laughed, and perhaps cried. The new building will be the first for the School in Philadelphia in 25 years, the fifth in 120 years—and as such, its place in history is assured.

Excellence in teaching and research—that is where we came from, that is who we are. Without it, we risk losing our identity as top-notch VMDs. On that historic day in April, University President **Judith Rodin, CW'66**, recognized “[the School's] wonderful alumni, who do so much in the Commonwealth of Pennsylvania,” and thanked us “for keeping Penn's name bright.” In addition, Russell Redding, the Executive Deputy Secretary of the Pennsylvania Department of Agriculture, reaffirmed the School's critical role in Pennsylvania agriculture, the state's largest industry.

The 2004 Alumni Liaison Committee met at New Bolton Center in March. This year, as part of its review, the Committee focused on the Department of Clinical Studies—New Bolton Center. You will read a report of their findings in the next issue of *Bellwether*. Serving on the Committee is a great opportunity to interact with the School's administration, faculty, and students, and I encourage every alumnus to consider serving on the Committee. If you are interested in serving in the future, please contact **Marilyn B. Weber, V'75**, Alumni Liaison Committee Chairperson, at (732) 449-9224 or via email at seagirtah@msn.com.

This past year, the VMAS Executive Board's committees accomplished several important projects. The Off Campus Involvement Committee, chaired by **Elizabeth M. McMurtrie, V'88**, helped recruit alumni to volunteer at the

School's booth at the Pennsylvania Farm Show. Thank you to everyone who volunteered their time this year, and we hope more will participate next year.

The On Campus Involvement Committee, chaired by **Jack Bregman, V'66**, is focusing its energies on Alumni Weekend 2004, Saturday, October 2, at New Bolton Center. The new autumn date offers many opportunities for enjoyment and will reduce the conflicts for alumni with the many weddings and graduations in May. In addition to the VMAS Annual Meeting, alumni picnic, seminars on Penn undergraduate admissions and veterinary school admissions, we also hope to offer hayrides with pumpkin picking, children's music, and storytelling during the day. In the evening, the alumni dinner will be held at the Stone Barn, a large, rustic, and beautiful facility with outstanding food, only 15 minutes from New Bolton Center. (An alumni golf outing may be held on Sunday, October 3.)

As the School's FY'04 Commonwealth

appropriation was reduced by five percent or nearly \$1.9 million from its FY'03 appropriation and as the FY'05 appropriation is not expected to include an increase for inflation, the generosity of our alumni and friends is more important than ever. These cuts have an adverse effect on the School in the form of higher tuition, a lower cap on faculty raises compared to the rest of the University, and more deferred maintenance.

As a result, opportunities like the Landeau Challenge must not be missed. **Laurie J. Landeau, V'84 WG'84**, will give \$150,000 to the School if alumni contribute \$150,000 in new and increased gifts to the Veterinary Student Scholarship Fund before June 30, the end of Penn's fiscal year. As of April 30, the contributions of more than 600 alumni have totaled \$135,000 toward meeting the Landeau Challenge. If you have already made your gift, you have my heartfelt thanks. If not, please be as generous as you can to help us meet the Landeau Challenge before June 30.

In the Shadows of Victory *continued from page 19*

ic, among the East Coast's most prominent, and busiest, equine hospitals catering to racehorses.

At the 140-acre, 44-stall hospital, which is owned by American Association of Equine Practitioners (AAEP) president-elect **Scott Palmer, V'76**, Hogan, 39, performs four or five surgeries daily and sees the occasional noncritical medicine case.

And yes, Hogan—who is married to successful Standardbred trainer Eddie Lohmeyer and breeds her own Standardbreds—follows the ponies, particularly the ones who once had lain before her in the O.R. Her clients include a half dozen or so trainers involved in the last Kentucky Derby.

And then there's that standout patient who comes along once in a career: Smarty Jones, who graduated from Hogan's care last August to make his debut as a two-year-old in November. Although five months late to the starting gate as a result of both tragedy (his previous trainer was murdered) and injury, Smarty ran undefeated in his first eight races until he fell one victory short, by one length in the Belmont Stakes, of being the first Triple Crown winner since 1978.

“I said to the staff, ‘Hey you guys, remember

Quasimodo?!’” Hogan, who covers New Jersey horse races as part of the AAEP's “On Call” program, which provides veterinary information to the broadcast and print media during all live-broadcast racing events, started a bulletin board at the clinic to post newspaper clippings from Smarty's races.

Following the Derby win, word got out that she had treated Smarty's head injury, and Hogan's clinic soon became inundated by media calls and film crews. And Hogan herself became rushed with praise. Smarty's owners, the Chapmans, “thanked me a million times.” Her boss, Scott Palmer, also had kind words: “This horse had all the natural ability to be a champion, but might not have had the opportunity if this injury were not treated and rehabbed so well.”

Hogan modestly spreads the credit amongst the team, including Smarty. “I'm just so proud of him and my staff, and also of our client John Servis for making all the right choices,” she gushes. “This is the pinnacle for someone who works with Thoroughbred racehorses.”

*Editor's Note: Smarty Jones's regular veterinarian is **Roger B. Clymans, V'71**, who is based at Philadelphia Park.*



James V. Stewart, V'68,
President, Veterinary
Medical Alumni Society

Vetting on the Environment

by Joan Capuzzi Giresi, C'86, V'98

It was a pivotal moment for **Bethany J. Grohs, V'98**, one she remembers well. As a career-planning exercise in a third-year course at Penn Veterinary Medicine, she and her classmates were asked to fast-forward five years beyond graduation: Where did they hope to be professionally?

"I wrote down that I wanted to be part of a team that does multidisciplinary problem-solving on environmental issues internationally. But," she soberly recalls, "I figured that a job like this didn't really exist for a veterinarian."

Happily, Grohs proved herself wrong. As a veterinary medical officer with the U.S. Environmental Protection Agency's Environmental Response Team in Edison, N.J., she manages the animal side of the environmental contamination equation.

Since joining EPA in 1999, Grohs, 33, has collaborated with the National Marine Fisheries Service to collect environmental health samples from bottlenose dolphins, investigated suspected cases of bovine fluorosis associated with industrial emissions, and assisted with the foot-and-mouth disease outbreak in the U.K.

Grohs, whose job post-9/11 includes collaborating with the U.S. Department of Homeland Security on counterterrorism issues, also designed a decontamination system for the World Trade Center search-and-rescue dogs, and investigated related toxin exposures. (She lectured at Penn Veterinary Medicine on Disasters, Disease, and Defense in April.) And she helped coordinate response efforts to the anthrax crisis at Capitol Hill.

Her field work is balanced in equal parts with policymaking, a combination, she says, that offers unique advantages: "In the office, you write policy that makes practical sense. And then when you're in the field, you can understand how those decisions have been made."

To bolster this decision-making process, Grohs, who takes call one week every other month for national environmental emergencies, has initiated contact with EPA's 11 other veterinarians—all researchers—to weave the results of their scientific investigations into policy.

Growing up on a farm in coastal Maine, Grohs spent her youth hiking, camping, riding horses, and developing an enduring apprecia-

tion for animals and the outdoors. During her junior year at Colby College, where she studied biology and chemistry, Grohs spent a semester assessing wildlife parks in Africa. There, she grasped the impact of park management on the hardness of the animal residents.

Her nagging desire to become a veterinarian



Dr. Grohs with U.S. Senator Harry Reid (D-Nev.).

was tempered by the discouraging advice of her college advisers, who reminded her of the difficulty of being accepted into veterinary school. So following graduation, Grohs headed back into the outdoors, working as a wrangler at an Arabian horse ranch in Wyoming. This led to a job at a local veterinary practice and a rekindling of her desire to pursue veterinary medicine.

After graduating from veterinary school, she headed out to Montana to work in mixed-animal practice. She enjoyed her year in clinical practice, particularly the opportunity to readily quantify the fruits of her daily efforts. "At the end of the day, for instance, I could go home knowing I spayed three animals."

In her subsequent government work, the pursuit of results requires considerably more patience. "The way you deal with the red tape," she explains, "is to keep a long-term perspective

and know you're getting a little bit done at a time."

Grohs, a member of the American Veterinary Medical Association's Committee for Environmental Issues, notes a striking similarity between clinical practice and ecologic risk assessment. She likens the latter to a ten-minute

exam on a pet—"but on a much bigger scale"—from history-taking to diagnostics to treatment plan.

And just as in clinical medicine, she notes, her regulatory role requires her to be a good communicator. "You need to be able to explain scientific concepts well. But," she adds, "you also need to be a good listener and not just a font of knowledge."

As an EPA veterinary medical officer, Grohs must communicate in a broad range of situations that vary considerably in formality, from spontaneous exchanges with farmers in barns to planned briefings before the U.S. Senate.

Whether she is meeting with members of Congress, producers or industrial workers, Grohs observes that introducing herself as a "veterinarian" rather than as an "environmental regulator" or even a "scientist" opens the door to more positive interactions in her work. "People stand up all the time

and say, 'I'm a scientist.' But when I say, 'I'm a veterinarian,' there is a much different sense—that you're someone who really cares."

Indeed, Grohs cares immensely about the fitness of our fauna and flora. While many governmental resources are directly devoted to reducing human health risk, she explains, "I focus on the environmental health risk because if you have a healthy ecosystem, the people will be fine."

Banfield, the Pet Hospital, has announced the recent hiring of three alumni at their veterinary hospitals: **Gregory L. Cusanno, V'70**, and **Carrie A. Hutchinson, V'01**, practicing in Warminster, Pa.; and **Corinne Majeska, V'03**, practicing in Cherry Hill, N.J.

Class Notes

1936

Anthony M. Stefanski of Crowley, La., writes: "I read, with interest, the [Fall 2003] *Bellwether*. . . I realize now, how much my education at the University of Pennsylvania [has] meant to me. . . Enjoy news from and about my alma mater."

1949

Arthur Richards, Jr. has recently published his autobiography, *Tale Wagging: Recollections of a Rural Veterinarian*, and donated a copy to be placed in the School's library. Dr. Richards tells how he established his practice in rural western Pennsylvania and was thrown into unexpected situations, remarking, "They never told me in veterinary school it would be like this." Using humor, he describes many tales from his 50 years of treating large and small animals. To read an excerpt or to order the book, visit www.buybooksontheweb.com/description.asp?ISBN=0-7414-1128-8.

1959

Leigh A. Marsh, a collector of Turkmen main carpets, which are among the finest and most intriguing carpets in the world, donated several from his collection for display in a recent exhibition at Penn's Arthur Ross Gallery. Rarely exhibited together due to their large size, "Antique Rugs of the Turkmen Tribes" brought together several Turkmen main carpets, as well as other trappings and smaller utilitarian pieces that date from 1800–1875.

1964

George E. Eyster, a professor in the Department of Small Animal Clinical Sciences at Michigan State University College of Veterinary Medicine, was honored with the Distinguished Veterinary Faculty Award during the College's Commencement ceremony.

PVMA Led by Penn Alumni

The 2004 Slate of Officers of the Pennsylvania Veterinary Medical Association consists solely of Penn alumni. The officers are:

Michael R. Moyer, V'90, President

Timothy J. Ireland, V'90, President-Elect

David R. Wolfgang, V'82, Vice-President

James R. Rummel, V'79, Secretary-Treasurer

Gregory W. Godon, V'73, AVMA Delegate

Congratulations and good luck to the 2004 officers!

in May 2004. Dr. Eyster was recognized for his pioneering achievements in veterinary cardiology, for providing a model of excellence to veterinary students, and for his ongoing commitment to the well-being of the College.

1966

H. Michael Maetz has recently retired as professor of epidemiology at the University of Alabama at Birmingham School of Public Health.

1968

H. Wesley Towers, Jr., the state veterinarian of Delaware, was appointed by Delaware Governor Ruth Ann Minner in 2003 to a six-year term on the University of Delaware Board of Trustees. He is a 1964 graduate of the University. He serves on numerous national committees including the U.S. Secretary of Agriculture's Advisory Committee on Foreign Animal and Poultry Diseases and the American Veterinary Medical Association Committee on Disaster and Emergency Issues.

Ralph E. Werner, Jr. has recently been promoted to associate professor of biology at The Richard Stockton College of New Jersey. He also serves as the Biology Program coordinator and the health professions adviser.

1970

Fred W. Quimby, director of the Lab Animal Research Center at The Rockefeller University in New York City, was quoted in the January 15, 2004 edition of *The Wall Street Journal*, in an article about six medical schools and hospitals in New York City that are planning to build a shared \$15-million facility to house 25,000 research mice. According to Dr. Quimby, "As fast as we can increase the density of mouse housing, it gets filled."

Alan G. Schonfeld reopened Gwynedd Veterinary Hospital in Upper Gwynedd, Pa., in a newly constructed facility on December 31, 2003. A fire destroyed the former building on January 10, 2003. The hospital remained open in temporary quarters during construction of the new facility.

1974

Arthur V. Tennyson has retired as the assistant executive vice president of the American Veterinary Medical Association. He had served the AVMA in a variety of positions since 1977.

1976

Scott E. Palmer visited Penn Veterinary Medicine and spoke to students in April 2004 as part of the Dean's Alumni Career Speaker Series. Dr. Palmer is

president and a staff surgeon at the New Jersey Equine Clinic in Clarksburg, N.J., and is president-elect of the American Association of Equine Practitioners.

1979

During the Pennsylvania Veterinary Medical Association's 121st Annual Scientific Meeting in August 2003, **James R. Rummel** was honored with the Veterinarian of the Year Award in recognition of his outstanding service, enthusiastic leadership, and tireless dedication to the PVMA and the veterinary profession. Dr. Rummel is a partner and hospital administrator of Camboro Veterinary Hospital, a small-animal practice, in Edinboro, Pa.

1980

Diane Ruth Eigner was interviewed in an article about how to pick a new kitten in the February 18, 2004 edition of *The Wall Street Journal*. Dr. Eigner is a past president of the American Association of Feline Practitioners, and practices at The Cat Doctor in Center City Philadelphia.

Fern Tablin is a professor at the University of California, Davis, School of Veterinary Medicine. She has a special interest in cell biology and has studied various aspects of platelets for the past 20 years. Dr. Tablin is a principal investigator in the School's Center for Biostabilization, which seeks methods to stabilize blood cells in a dry state for long-term storage and ultimately therapeutic use.

1981

Jeffrey T. Berk, a partner at Ocala Equine Hospital in Ocala, Fla., is a new director-at-large on the American Association of Equine Practitioners board of directors.

H. Mark Saunders, immediate past president of the American College of Veterinary Radiology, received a plaque of appreciation for his service to the College at its annual meeting in December 2003.

1982

Peter B. Reiner is Chief Executive Officer of Active Pass Pharmaceuticals, a biotechnology firm focused on genomic-based drug discovery, which is based in Vancouver, British Columbia. Prior to founding Active Pass in 1997, Dr. Reiner was the Louise Brown Professor of Neuroscience at the University of British Columbia.

1983

Susan G. Emeigh Hart is a new diplomate of the American College of Veterinary Pathologists and is certified as a veterinary clinical pathologist.

1984

Dennis E. Burkett is President-Elect of the Veterinary Emergency and Critical Care Society, which works to raise the level of patient care for seriously ill or injured animals through quality education and communication programs.

1985

Elizabeth S. Sinnigen, a practitioner at VCA Rotherwood Animal Hospital in Newton, Mass., was honored in May 2004 with the Massachusetts Veterinary Medical Association's 2003 Distinguished Service Award. The award, the most prestigious award that the MVMA confers, is given for accomplishments in the MVMA and in veterinary medicine, and for outstanding contributions to the service of humankind. Dr. Sinnigen, who has been active in organized veterinary medicine in Massachusetts, has advocated for the creation of an appendix to the Massachusetts Comprehensive Emergency Management Plan, which articulates a protocol for the treatments of domestic and wild animals in a disaster or emergency.

William H. Yerkes IV became a member of the Royal College of Veterinary Surgeons, the regulatory body for veterinary surgeons in the United Kingdom, in May 2003.

1990

Living in Wauchope, New South Wales, Australia, **Angela E. Frimberger** and her husband, Dr. Tony Moore, have opened Veterinary Oncology Consultants, a fax- and Internet-based consulting business to help veterinarians care for pets with cancer. Visit their website at <www.vetoncologyconsults.com>.

Celeste C. Kunz spoke at the International Conference of Racing Analysts and Veterinarians held in March 2004 in Dubai, United Arab Emirates. Dr. Kunz lectured on the management of catastrophic racing injuries.

1991

Sean D. Smarick is a new diplomate of the American College of Veterinary Emergency and Critical Care. He completed a residency in Small Animal Emergency and Critical Care at the University of California, Davis, School of Veterinary Medicine. Dr. Smarick is director of Allegheny Veterinary Emergency Associates, P.C., in Pittsburgh. His wife, Lisa, gave birth to their first child, a daughter, Brooke Bea, on December 20, 2003.

1997

Lisa A. Murphy is a new Area Emergency Coordi-

nator for Veterinary Services, a part of the U.S. Department of Agriculture's Animal and Plant Health Inspection Service. Based in Sutton, Mass., Dr. Murphy is responsible for six New England states. Veterinary Services protects and improves the health, quality, and marketability of the nation's animals, animal products, and veterinary biologics.

E. Scott Weber visited Penn Veterinary Medicine and spoke to students in May 2004 as part of the Dean's Alumni Career Speaker Series. Dr. Weber is the head veterinarian at the New England Aquarium in Boston.

1998

Mary Jane McNamee and her husband, **Mark A. Kapolka, V'97**, were profiled in *Sunday Patriot-News* of Harrisburg, Pa., on November 9, 2003. They were planning to open a new "progressive and proactive" practice together in Cornwall, Pa., by May 2004. According to Dr. McNamee, "Most people think of their pets as family members. And that affects their health care choices. We want to be advocates for our patients, but not bully our clients into doing things they don't want to." They have three children, twin one-year-olds and a three-year-old.

1999

Matthew S. Johnston has become board-certified in avian practice by the American Board of Veterinary Practitioners.

Patrick A. Mahaney visited Penn Veterinary Medicine and spoke to students in March 2004 as part of the Dean's Alumni Career Speaker Series. Dr. Mahaney practices at Metropolitan Emergency Animal Clinic in Rockville, Md., and is a Baptiste Power Vinyasa instructor at Down Dog Yoga in Washington, D.C.

2000

Alisa L. Newton is a new diplomate of the American College of Veterinary Pathologists and is certified as a veterinary anatomic pathologist.

2002

Paul J. McGough, a veterinarian at Metropolitan Veterinary Associates in Valley Forge, was interviewed in the April 6, 2004, edition of *The Philadelphia Inquirer*, in an article about the danger of Easter lilies to cats. Dr. McGough sent letters to area businesses selling lilies asking them to post warning signs about the plant's toxicity, which causes kidney failure in cats.

Daniel L. Schar has been selected as a Luce Scholar for 2004-05. Funded by the Henry Luce

Foundation, the Luce Scholars Program provides stipends and internships annually for 15 young Americans to live and work in Asia for a year. The program's purpose is to increase awareness of Asia among future leaders in American society.

2003

Jessica A. Chavkin, an intern at the Animal Medical Center in New York City, was one of the veterinarians featured in "Pet E.R.," an article about the AMC, which appeared in the January 19, 2004, issue of *People* magazine.

Karena Joung, an intern in the Department of Small Animal Clinical Sciences at Michigan State University College of Veterinary Medicine, was honored in April 2004 with the SCAVMA Intern Award. The award was given in recognition of her outstanding performance in the clinical training and teaching of students.

Residents**2003**

Vicki Campbell, assistant professor of emergency and critical care medicine at Colorado State University College of Veterinary Medicine, is a new diplomate of the American College of Veterinary Emergency and Critical Care.

Justine A. Lee, assistant clinical professor of emergency services at the University of Minnesota College of Veterinary Medicine, is a new diplomate of the American College of Veterinary Emergency and Critical Care.

Make the Connection!

Alumni Weekend 2004

Reunion for Classes Ending in "4" or "9"

Saturday, October 2, 2004
New Bolton Center
Kennett Square, Pa.

For hotel reservations and tourist information, visit
<http://alumni.vet.upenn.edu/alumniweekend2004.html>

Please visit the site often for updates!

Births**1998**

Derek S. Boen, a son, Sean Christopher, on July 8, 2003.

1999

Jennifer A. Morris, a son, Calvin Robert, on January 25, 2003.

Deaths**1936**

Robert R. Crelin on December 28, 2002.

1937

Russell S. Edmonds on May 26, 2004.

Leo R. McKinney on March 24, 2003.

1940

Benjamin L. Walbert, Jr. on March 18, 2004.

1941

Thomas W. Brown on September 20, 2003.

1943

Jacob Finkelstein on December 3, 2003.

Remembrance of Steven L. Schwartz, V'80

Steven L. Schwartz, V'80, died suddenly of a heart attack on December 5, 2003, while visiting his hometown of Havertown, Pa. In 1981, Dr. Schwartz joined the Metropolitan Emergency Animal Clinic (MEAC) in Rockville, Md., and managed the country's second-oldest primary animal emergency clinic until his death. His legacy is the hundreds of veterinarians whom he mentored at MEAC during their emergency medicine clinical rotations as veterinary students.

According to **Victoria Hampshire, V'88**, an associate veterinarian at MEAC, Dr. Schwartz was known for his easy-going attitude and his tremendous sense of humor. "Most people don't think of emergency veterinary medicine as fun. It is upsetting for pets, owners, and employees. He was a lovable curmudgeon in times of chaos, and this special kind of humor and generosity when mixed with his professionalism enabled those around him to be immediately at ease during unnerving events. People just kept on working there, and the wall is covered with letters from grateful pet owners."

Dr. Schwartz was a member of the Maryland Veterinary Medical Association, the American Veterinary Medical Association, and the Veterinary Emergency & Critical Care Society. He enjoyed sailing, traveling, and the theater, and volunteered as a mentor to students.

1945

Scott H. Heffner on November 20, 2003.

1947

John R. Church on February 28, 2004.

James W. Goris on November 21, 2003.

Dorian Lugo on February 8, 2004.

1948

William Deeds Donovan on March 8, 2004.

1949

G. Robert Muller on February 5, 2004.

1950

George L. Stolte on May 14, 2003.

1959

John C. W. Bauersfeld on September 18, 2001.

1960

Jordan M. Miller on October 18, 2003.

Marlyn Ernst Prier on May 31, 2003.

1965

Andrew H. Kraft on April 15, 2004.

1967

John W. Knochel on February 4, 2004.

1972

Mary A. Leisner on August 26, 2003.

1980

Steven L. Schwartz on December 5, 2003.

2001

Robert W. Richardson on January 14, 2004.

Alumni Connections

To find a former classmate and to sign up for a permanent email forwarding service:

Join the University of Pennsylvania Alumni On-Line Community for free at <www.alumniconnections.com/olc/pub/UPN>. After you register, you can search the On-Line Directory, which is a great resource for personal and professional networking and an easy way to keep up-to-date on fellow alumni. You can also sign up for a permanent email forwarding service, which will forward messages received at your permanent Penn address to the email address of your choice.

To update your alumni record:

You can update your record via the University of Pennsylvania Alumni On-Line Community On-Line Directory. You may also contact Elizabeth McNamara at (215) 746-7461 or via email at <emcnamar@vet.upenn.edu>.

To make a gift or for information to support Penn Veterinary Medicine:

Make a gift with your credit card through a secure online transaction at <www.upenn.edu/gifts>. For information on supporting the School, visit the Alumni & Friends website at <alumni.vet.upenn.edu> or contact Joshua E. Liss at (215) 898-1481 or via email at <lissj@vet.upenn.edu>.

To request a transcript, certification of graduation, or replacement diploma:

For information on requesting a transcript, visit the Office of the University Registrar's website at <www.upenn.edu/registrar/transcripts/transcripts.html> or call (215) 898-7511. For information on requesting a certification of graduation, which does not require a transcript, contact the School's Office of Student & Curricular Affairs at (215) 898-3525 or via email at <student-affairs@vet.upenn.edu>. For information on ordering a replacement diploma, visit the Office of the Secretary's website at <www.upenn.edu/secretary/diplomas/#replace>.

To post/search employment opportunities for veterinarians:

Visit the School's Veterinary Employment Database at <www.vet.upenn.edu/jobsearch>.

To purchase veterinary, medical, and allied health textbooks from leading publishers:

Visit the Penn Vet Bookstore at <www.vet.upenn.edu/studentaffairs/bookstore>. A percentage of purchases is returned to the School in the form of scholarship funding to deserving veterinary students.

To obtain a Penn Alumni Card:

The Penn Alumni Card offers a myriad of benefits, including access to the Penn Libraries (does not include borrowing privileges or access to online resources) and discounts on admission to the Morris Arboretum, Class of 1923 Ice Rink, and University of Pennsylvania Museum. The charge for the card, which is valid for 10 years, is only \$20. For more information, visit <www.upenn.edu/penncard/card/obtain_alumni.html>.

Alumni Relations and Annual Giving Staff

Joshua E. Liss

Director of Alumni Relations and Annual Giving
(215) 898-1481
Fax (215) 573-3544
Email <lissj@vet.upenn.edu>

Elizabeth McNamara

Annual Giving Coordinator
(215) 746-7461
Fax (215) 573-3544
Email <emcnamar@vet.upenn.edu>

Please address any correspondence to:

Office of Development and Alumni Relations
University of Pennsylvania
School of Veterinary Medicine
3800 Spruce Street
Philadelphia, PA 19104-6047

Caring for the Nittany Animals

by Joan Capuzzi Giresi, C'86, V'98

Pennsylvania State University is the largest in the Commonwealth, and among the top ten in size nationwide. And that's not even counting the animals.

The University's 40,000 head of students is amplified by some 1,000 cattle and sheep, nearly 100 American Quarter Horses and ponies, and dozens of breeding sows. There are aquaria brimming with native Pennsylvania fish and African cichlids. Thousands of chickens and turkeys. Wildlife including raptors, turtles, snakes, and a herd of white-tailed deer. And countless lab animals.

Overseeing them all is **Jacob R. Werner, V'00**, Penn State's attending veterinarian for agricultural animals and wildlife. Werner is one of four veterinarians holding this vast menagerie of production and bioscience animals together.

A land-grant university established in 1855 for agricultural use and engineering, Penn State relies heavily on its animals for teaching purposes. "Agriculture is the number-one industry

in Pennsylvania," Werner explains, "so it's important for students to learn animal husbandry and proper animal care."

As a head veterinarian at Penn State, Werner divides his time between paperwork and field-work. On any given day, he might work up diarrhea in swine, diagnose foot problems in deer, do pregnancy checks on cows, or insert catheters in lab animals.

But Werner spends most of his time on regulatory issues, ensuring that procedures and husbandry protocols comply with regulations like the federal Animal Welfare Act and Public Health Service Policy on Humane Care and Use of Laboratory Animals, and with guidelines issued by organizations like the American Veterinary Medical Association (AVMA) and the Association for Assessment and Accreditation of Laboratory Animal Care International (AAALAC).

As a member of Penn State's Institutional Animal Care and Use Committee (IACUC), Werner also reviews experimental protocols that involve the use of laboratory animals and

helps enforce the University's strict biosecurity measures.

While he admits to a dislike of "just busy paperwork issues," he enjoys compliance work because it improves the care and well-being of the animals concerned. "If it's an issue that can better animal welfare," he says, "then we need to deal with it."

For the poultry-processing plant on campus, Werner helped draw up a new euthanasia protocol incorporating electrical stunning prior to exsanguination. This added step, he says, has made the procedure more humane and in closer synchrony with AVMA guidelines. He's also working with the dairy farm to incorporate the use of local anesthesia into calf dehorning.

No stranger to agriculture—or Penn State—Werner grew up in a rural town in northwestern Pennsylvania. There, he spent time helping out at his uncle's dairy farm. And he paid close attention to the veterinarians treating his own horses, eventually working for one of them while a high school student and later while majoring in bioscience at Penn State.

Although he veered in the direction of large-animal medicine, Werner tried to maintain an open mind by choosing a mixed-animal concentration in veterinary school. Following a large-animal medicine and field service internship at the Virginia-Maryland Regional College of Veterinary Medicine, he went to work for a mixed-animal practice.

When he arrived at Penn State last June, Werner, 28, soon reaped the benefits of his strong clinical background, which, he says, helped him better understand the complex animal-use guidelines as well as the practical production matters. And it's helped him face down some of the inherent challenges of compliance work.

"The hard part about regulatory issues is getting people like producers and basic scientists to understand why they are so important," he says.

Werner, who serves as his veterinary school class agent, says his Penn experience helped him converse on the many different levels that his job demands. "I'm working with investigators, students, regulators.... You need to be a good communicator in my job—understanding different processes, putting concepts together, and then explaining them. Penn always challenged me to do these things."

American Association of Equine Practitioners Annual Convention

November 22, 2003 in New Orleans



Western Veterinary Conference

February 16, 2004 in Las Vegas



“Take a Seat” Campaign

With plans for the new Teaching and Research Building in the final stages, we want to update alumni and friends on the progress of the “Take a Seat” campaign, an initiative in naming a seat, to honor or remember a special person or a beloved pet. As of March 31, 2004, more than 185 of the 266 available classroom seats have been designated. The list that follows represents those who have completed or are in the process of completing a booked pledge (pledge/gift form must have been submitted to the Development Office).

A classroom seat can be dedicated for a tax-deductible contribution of \$3,000 that is payable over a five-year period. If you have questions regarding the “Take a Seat” campaign, please contact Dori Myers, Major Gifts Officer, in the School’s Development Office at (215) 746-7438 or via email at dmyers@vet.upenn.edu.

Listings are shown as:

Person Making Pledge

Given in Honor of/in Memory of

PATRONS

Donald, V’61, and Sandy Abt

Given in Memory of Mark W. Allam, V’32

Dr. and Mrs. Gary C. Althouse

Given by G & C Althouse and Our Family... Present and Future

Richard C., V’48, and Laverne Ainley

Given in Memory of Robert A. Vanderhoof, V’45

Wilbur B. Amand, V’66

Given in Memory of Wilbur F. and Caroline M. Amand

Animal Rescue League of Philadelphia

Given in Honor of the School of Veterinary Medicine’s Faculty and Students

Animal Rescue League of Philadelphia

Given in Honor of Dr. Josephine Deubler for Her Years of Service as Secretary

Anonymous

Given Anonymously in Memory of Joan B. O’Brien’s, V’63, Love of Teaching

Lillian R. Aronson, V.M.D., D.A.C.V.S.

Given by Lillian R. Aronson, V’92

Dr. Michael Atchison

Given by Michael and Lakshmi Atchison with Love for Their Sons Alan and Steven

Kathleen and Richard Aucamp

Given by Kathleen and Richard Aucamp

Dr. Narayan G. Avadhani (two seats)

Inscription to Come

Joanna M. Bassert, V’89

Given by Dr. Joanna M. Bassert in Honor of Penn’s Outstanding Veterinary Nurses

Jill Beech, V’72

Given by Jill Beech, V’72

Charles N. Bell, V’70

Given in Memory of Our Cat Looch by Jeffrey, V’03, Charles, V’70, Barbara, Marc, and Jaelyn Bell

R. Avery Bennett, D.V.M.

Given in Memory of Robert W. Richardson, V’01

Charles E. Benson, Ph.D.

Given in honor of Richard A. McFeely, V’61

Charles E. Benson, Ph.D.

Given in Honor of Robert J. Eckroade, D.V.M., Ph.D.

Daniel B. Bleicher, V’53

Given by Carlo Bleicher and Daniel Bleicher, V’53 for Richard J. Bleicher, M.D.

Dr. Raymond C. Boston

Given in Honor of the Boston Sons: Sean, Marc, Paul, and James – Prospering Through Independence

Allan P. Bregman, D.V.M.

Given by Allan P. Bregman, D.V.M., in Honor of My Parents, Jack, V’66, and Alicia Bregman

Eric M. Bregman, V’95

Given by Eric M. Bregman, V’95, in Honor of My Parents,, Jack, V’66, and Alicia

Jack, V’66, and Alicia Bregman

Given by Jack, V’66 and Alicia Bregman in Memory of Patsy

Florence T. Brennan

Given in Honor of Bernard F. Brennan, V’46

M. Elaine Redding Brinster

Given by M. Elaine Redding Brinster, Faculty Wife

Lauren Brinster, V.M.D., D.A.C.V.P.

*Given by Lauren Brinster
Class of 1990*

Ralph L. Brinster, V.M.D., Ph.D.

*Given by Ralph L. Brinster
Class of 1960*

Dorothy Cimino Brown

Given in Loving Memory of Robert and Dorothy Cimino

Dr. and Mrs. James W. Buchanan

In Memory of Dr. David H. Knight

Maron Calderwood Mays, V’68

Given in Honor of Wayne H. Riser, D.V.M., by Maron B. Calderwood Mays, V’68

Mary Beth Callan, V’88

Given in Loving memory of John G. Callan, Jr. by Mary Beth Callan, V’88

Barbara B. Cavanaugh

*Given in Memory of “Susie” Bernoff and “Maggie” Cavanaugh
by Barbara and David Cavanaugh*

Lisa A. Cawley, V’92

Given by Lisa Cawley, V’92

Dr. Samuel K. Chacko

Given by Dr. and Mrs. Samuel K. Chacko

Jean Clair

Given in Honor of Mary Beth Callan, V’88, a Truly Superb and Caring Medicine Clinician, by Jean Clair, Referral Coordinator

Kevin P. Coogan, V’80

In Honor of Arthur P. Coogan, V52

Henry L. Croft, Jr., V’78

In Honor of My Parents Henry, Sr. and Jimmie Croft, given by Henry Croft, Jr., V’78

Dr. Richard O. Davies

Richard O. Davies, Department of Animal Biology

Sherrill Davison Yeakel, V’83

Inscription to Come

Patricia Day-Lollini, V’79

Given in Memory of Quint and Meshach, by Patricia Day-Lollini, V’79

Dr. Adelaide Delluva

Given in Memory of Dwight McNair Scott, Ph.D.

David K. Detweiler, V’42

Inscription of Come

Josphine Deubler, V’38

Given in Memory of Ernest C. Deubler, V’11

Trish A. diPietrae

Given by Trish diPietrae

Dr. William J. Donawick

Given by Dr. and Mrs. William Donawick, Faculty 1964-2002

Dr. Zhenyxia Dou

Inscription to Come

Robert C. Dreisbach, V’54

Given in Memory of My Mentors, William Boucher, V’40, and Arthur Bartenstager, V’37

Roselyn J. Eisenberg, Ph.D.

Given by Roselyn J. Eisenberg in Memory of Robert E. Davies, Teacher, Scholar, Friend

Dr. Jay P. Farrell

Given in Memory of Carl E. Kirkpatrick, V.M.D., Ph.D., Pathobiology

Neil R. Frank

Given in Loving Memory of Janet Remetta, V’85 – Wife, Friend, and Humanitarian

Paul C. Gambardella, V’72

Given by Paul, V’72, and Susan Gambardella

Sheldon L. Gerstenfeld, V’68

Given by the Gerstenfeld Family – Tyler, Sheldon V’68, Traudi, Sidney, and Isabelle

Dr. Michael H. Goldschmidt

Given in Memory of Heinz Goldschmidt and Sidney Straus

Anne M. Green

Given by Anne M. Green and Andrew H. Green in Honor of Our Dogs

Elaine P. Hammel, V’60

Given in Honor of Monica Reynolds, Ph.D.

Peter J. Hand, V’61

Given by Dr. and Mrs. Peter Hand in Memory of James and Edna Hand, Animal Biology

Mark E. Haskins, V’69

Given in Memory of Mitzi G. Haskins by Mark Haskins, V’69, Pathobiology

Park W. Haverstick, V’75

Inscription to Come

Dr. Paula S. Henthorn

Given in Memory of Willis and Sue Henthorn

Peter H. Herman, V’69

Given in Honor of the Marriage of Marie Gobar and Peter Herman, V’69, on October 18, 2003

Steven Jay Heyman, V’87

Given by Steven J. Heyman, V’87

Dr. David Holt

Given in Honor of Laurie Strine, V’90

Susan Jacobson, V’77

Given in Memory of John L. Jacobson and Helen V. Plunkett

Dr. Janet Johnston

Given in Honor of Our Loving Pets and to Their Compassionate Care

Mrs. Kathryn H. Johnston (two seats)

Given by Kathryn Johnston in Memory of Robert N. Hartzell

Dr. Amy Kapatkin and Dr. Robert Poppenga

Given by Amy Kapatkin, Department of Clinical Studies, and Robert Poppenga, Department of Pathobiology

Susan L. Keiser

Given by Susan Lynne Keiser in Memory of Jessica

Malcolm J. Keiter

Given in Memory of Alvin E. and Daphne L. Keiter by Their Sons

Alan M. Kelly

Given in Honor of Robert R. Marshak, D.V.M.

Alan M. Kelly and Barry Stupine

Given in Memory of Speaker Matthew J. Ryan by Alan M. Kelly and Barry Stupine

Karen Tabak Kessler, V⁹⁶

Given in Loving Memory of Geneva by the KesslerFamily

Seth A. Koch, V⁶⁵

Given in Honor of Lionel F. Rubin, V⁵⁸

Leonard Krawitz, V³⁹

Given by Leonard Krawitz, V³⁹

Laurie J. Landeau, V⁸⁴

In Memory of Gypsy 1981 – 1997, from Penn Vet to My Heart –

Laurie J. Landeau, V⁸⁴

Andrea Landsberg, V⁸⁸

For Omo T. and Linea Alba by Richard and Andrea, V⁸⁸

Midge Leitch, V⁷³

*Given in Memory of Thomas Leitch by Midge Leitch, V⁷³,
Londonderry Equine Clinic*

Joshua E. Liss

*Given by Joshua E. Liss in Honor of All the Veterinarians Who
Have Cared for His Pets*

Meryl P. Littman, V⁷⁵

*Given in Memory of Albert Podolsky by Drs. Gary and Meryl
Littman, V⁷⁵*

Lori S. Mann, V⁹⁵

Given in Loving Memory of Jayne B. Mann and Arden Salk Spencer

Patricia J. Mapps, V⁹⁶

Inscription to Come

Ashra Markowitz

Given by David, Norman, Minnie, and Ashra Markowitz

Dr. Robert R. Marshak

Given in Memory of John E. Martin, V⁴²

Dr. Robert R. Marshak

Given in Honor of Margo Post Marshak

Robert R. McDonald

Given in Memory of Mr. and Mrs. Thomas E. McDonald

Dr. and Mrs. Norbert R. McManus, V⁴⁷

*Given by Norbert R. McManus, V⁴⁷ and Mary M.
McManus, R.N.*

Dr. Kathryn E. Michel

*Given in Honor of John L. Mara, D.V.M., by Kathryn E. Michel,
D.V.M., Department of Clinical Studies*

Bonnie Miller

*Given in Memory of Lucas, Our Smiling Golden, by Bonnie
Miller and Harry Schwartz*

Richard R. Miselis, V⁷³

Given by Richard R. Miselis, V⁷³, Animal Biology

E. Neil Moore, D.V.M., Ph.D., D.A.C.V.I.M.

*Given by E. Neil Moore, D.V.M., Ph.D., D.A.C.V.I.M., Professor,
Physiology in Medicine, 1962-2002*

Dr. Daniel O. Morris

*In Memory of John J. Daniel, Grandfather and Mentor, by Dr.
Daniel Morris, Dermatology*

Dr. Adrian R. Morrison, Jr.

*Given in Honor of My Wife, Olive R. Morrison, by Adrian R.
Morrison, D.V.M.*

Dori Whitaker Myers

In Memory of J. Charles, M.D., and Elizabeth Whitaker

Marvin A. Norcross, Jr., V⁵⁹

*Given in Honor of the Faculty, Staff, and Graduates of Penn by
Marvin A. Norcross, V⁵⁹*

David Nunamaker, V⁶⁸

Given by David, V⁶⁸, and Ursula Nunamaker

Margaret C. O'Toole

Given in Memory of Edward and Josephine O'Toole

Dr. Cynthia M. Otto

In Honor of the Search and Rescue Dogs of 9/11/01

Donald F. Patterson, D.V.M., DSC

*Given by Donald F. Patterson, D.V.M., D.S.C., Section of Medical
Genetics, Department of Clinical Studies*

Sandra Z. Perkowski, V⁸⁸

*Given in Celebration of the Life and Times of Jasper the Dog by
Sandra Perkowski Sutherland*

Pets First Veterinary Center/Curt D. Heyde, V⁹⁴

*Given in Memory of David H. Knight, D.V.M., by Curt and
Gabrielle Heyde*

Carolyn B. Pope

Given by Carolyn Baker Pope, Animal Biology

Dominick A. Pulice, V⁸⁶

Given in Honor of Christine, Elizabeth, and Kathleen Pulice

Charles W. Raker, V⁴²

*Given in Memory of Joanie Elser, a Special Friend of New Bolton
Center by Charles W. Raker, V⁴², Surgery*

Bruce Rappoport

*Given in Honor of Steven T. Rappoport, C'02, by Mr. and Mrs.
Bruce A. Rappoport*

Bruce Rappoport

*Given in Memory of Arthur E. Rappoport, M.D., by Mr. and
Mrs. Bruce Rappoport*

Kelly D. Reynolds

*Given in Honor of My Children, Daniel, Melissa, and Gabrielle
Ardis Reynolds*

William E. Riddle, V⁶⁶, Ph.D.

*Given by William E. Riddle, V⁶⁶ in Honor of Charles W.
Raker, V⁴²*

Michael W. Ross, D.V.M.

*Given in Honor of Stone and Kennedy Ross by Michael W. Ross,
Their Dad*

The Business Office at Ryan Veterinary Hospital

Inscription to Come

Kenneth K. Sadanaga, V⁸⁵

Inscription to Come

H. Mark Saunders, V⁸¹

*Given in Honor of My Radiology Mentors, by H. Mark Saunders,
V⁸¹*

Gerhard A. Schad, Ph.D.

*Given in Memory of Donna J. Schad by Gerhard A. Schad, Ph.D.,
Laboratory of Parasitology*

Dr. Dieter M. Schifferli

Given in Memory of Peter and Maguida Schifferli

H. James Schroll, V⁷⁴, and Jane Sparacino, V⁷⁴ (two seats)

Inscription to Come

Dr. Phillip Scott

Given by the Scott Family for "Sandy" – Pathobiology

Patricia L. Sertich, V⁸³

*Patricia L. Sertich, M.S., V⁸³, Diplomate American College
Theriogenologists*

Joel B. Server, V⁷²

Given by Joel B. Server, V⁷²

Dr. Kevin Shanley

Inscription to Come

Marian I. Siegel, V⁹⁰

*Given in Memory of Henry Siegel, M.D., Forensic Pathologist,
Teacher, Researcher, Father*

P. Jane Simone

*Given by Jane Simone in Memory of Spencer's Way – (1981 –
2002) – NBC Development*

Margaret Sleeper, V⁹³

*Given in Honor of Edward Mathis Sleeper, V⁷³, by His
Daughter, Meg T. Sleeper, V⁹³, and Dave*

H. Richard Smalley, V⁶¹

Given by Dr. and Mrs. H. Richard Smalley, V⁶¹

Lawrence R. Soma, V⁵⁷

*Given in Memory of My Mother and Father, by Lawrence R.
Soma, V⁵⁷*

Chrissann Sorgentoni

Inscription to Come

Sheldon A. Steinberg, V⁵⁹

*Given in Honor of James M. Sprague, by Sheldon A.
Steinberg, V⁵⁹*

Mark A. Stuart

Given by Tim Rupe and Mark Stuart

Barry Stupine and Alan M. Kelly

*Given in Memory of Speaker Matthew J. Ryan by Alan M. Kelly
and Barry Stupine*

Barry and Susan Stupine

Given in Honor of Jeffery Stupine

Barry and Susan Stupine

Given in Honor of Erika Yablonoivtz

Raymond W., V⁸², and Corinne P. Sweeney, D.V.M.

Given by Drs. Raymond W., V⁸², and Corinne R. Sweeney

Thomas J. Van Winkle, V⁷⁵, and Mattie J. Hendrick, V⁷⁸

*Given by Tom Van Winkle, V⁷⁵, and Mattie Hendrick, V⁷⁸,
Laboratory of Pathology*

George D. Vernimb, V⁵⁶

Given by George, V⁵⁶, and Ruth Vernimb

Charles H. Vite, D.V.M., and Susan W. Volk, V⁹⁵

*Given in Memory of Erie and Tasha by Charles Vite and Susan
Volk, V⁹⁵*

Lynn M. Walker, V⁸⁷

Two Dear Border Collies, Rob and Nell – Lynn M. Walker, V⁸⁷

Sally Oblas Walshaw, V⁷⁵

Given by Sally O. Walshaw, V⁷⁵ and Richard Walshaw, V-Res'76

Dr. Peiging Jeremy Wang

Given in Memory of Mr. Bingxun Wang by Dr. P. Jeremy Wang

Robert J. Washabau, V⁸²

Given by Robert J. Washabau, V⁸²

Suzanne S. Weaver

In Memory of Wally and Jeff Weaver – Ryan Hospital

Dr. Wilfried T. Weber

*Given in Memory of Irmgard Weber by Wilfried Weber,
Department of Pathobiology*

Helma Weeks

*Given in Honor of All the Penn Veterinarians Who Helped My
Bullmastiffs, by Helma Weeks - Nutiket Registered*

Dr. Leon P. Weiss

Given by Dr. Leon Weiss in Honor of Alice Weiss, V⁸⁴

James F. Wilson, D.V.M., J.D.

Given by Elise Prior Wilson and James F. Wilson, D.V.M., J.D.

George P. Wilson III, V⁵⁵

Given by George P. Wilson III in Memory of John T. McGrath, V⁴³

John H. Wolfe, V⁸²

Given by John Hall Wolfe, V⁸²

Jeffrey A. Wortman, V⁶⁹

*Given in Memory of My Parents Bertram and Mildred Wortman,
by Jeffrey A. Wortman, V⁶⁹*

PARTNERS (\$1000 - \$2,999)

Robert L. Ticehurst, V³⁴

**CONTRIBUTORS (UP TO \$999 —
supports technology in the classroom)**

Carol Katzman

Wendy Curtis Uhle

George V⁷⁶, and Patricia Zimmerman

Special Gifts to the School

THE FOLLOWING MEMORIAL OR HONORARY GIFTS WERE MADE TO THE MATTHEW J. RYAN VETERINARY HOSPITAL OF THE UNIVERSITY OF PENNSYLVANIA

In memory of a special pet:

Ziva Simon Alon in memory of "ELZA"
Maureen Ellen Altman, V.M.D., in memory of "SKIPPY"
Salvatore A. Amato in memory of "BUTCH"
Mr. Joseph J. Anderlonis in memory of "NERO"
Beth Andrews in memory of "MILO," "LUNA," "SPIKE," "BU," and "MOOKIE"
Jerry Arnold and Mary Brightwell Arnold in memory of "JAMES CAGNEY"
Roslyn Barefield in memory of "BO"
Mr. and Mrs. Raymond Behar in memory of "SCHNAPPS"
Eileen Berko in memory of "AMBER"
Stephen F. Bezuk in memory of "MISTY - ME BAD"
Barbara A. Blair in memory of "TAISHO," "ZIMMER," and "KUMA"
Nadine Blanchard in memory of "SWEET SADIE"
Beth Bradley-Johnson in memory of "YOYO" and "SECORD"
Arleen Burke in memory of "GEORGE"
Leonard Buster in memory of "TIFFANY"
JoEtta Campbell in memory of "BEAR"
Mark E. Canavin in memory of "ASHLEY" and "HENDRIX"
Jill Cantermen in memory of "MERLIN" and "CINDY"
Donna M. Carlson in memory of "MOLLY" and "BOODLES"
Patricia Violante Cassetta in memory of "PROFESSOR PAWS"
Mr. and Mrs. Alfred Cavallaro in memory of "TROOPER"
Allison J. Chapman in memory of "CHOPPERS"
Kathleen J. Chinnici in memory of "PEPPLES"
Mr. and Mrs. Anthony F. Cicalese in memory of "MUPPET"
Michele Morgan Clancy, M.D., in memory of "TROLLEY DOG"
Paula Clark in memory of "ALEX"
Mr. and Mrs. Corcoran in memory of "BARNEY"
Elizabeth C. Crawford in memory of "COFFEE"
Clair Cronmiller in memory of "NANKI-POO"
Mary Darden in memory of "ANTHONY"
Rev. Douglas W. Dempster in memory of "NOELLE"
Drs. Ralph and Judy Eagle in memory of "MISHA"
Diane M. Ellingsworth in memory of "CHOP CHOP"
Mr. and Mrs. Mulford E. Emmel, Jr. in memory of "CHAUNCEY" and "ABERRCROMBIE"
Katrinka M. Engel in memory of "SUMMER"
Sally L. Evans in memory of "INKY"
Marjorie Fein-Deutsch in memory of "JED" and "JESSICA"
Philip and Patricia Ferraro in memory of "GWEN"
Mr. and Mrs. Creg Friel in memory of "MORGAN"
Mr. and Mrs. T. E. Fritz in memory of "SNAZZEE CHAZEE"
Mr. and Mrs. Robert T. Gaertner in memory of "MAX"
Mr. and Mrs. Anthony Gaudiosi in memory of "JIBBY"
Susan Gibson in memory of "MAGGIE"
Loretta Goldberg in memory of her Beloved Deceased Friends
Susan L. Goll in memory of "CHESTER"
Dr. Doris Goodman in memory of "TAPOOZ"
Edgar H. Griffiths in memory of their St. Bernards and Clumber Spaniels
Wendy L. Grimm in memory of "BUD" and "ROCKY"
Erika Gross, Bob O'Neill, and Gunner O'Neill in memory of "DUKE"
Martin C. Gutowski in memory of "THOMAS"
Mr. and Mrs. Stefan Guzy in memory of "K. C."
Michele Hamilton in memory of "CIRE" and "SCHROEDER"
Henry R. Hecht in memory of "BARNEY"
Jacob B. Himmelstein in memory of "FRANKIE"
Mr. and Mrs. Wilson Hipley in memory of "GARETH," "HEIDI," "MAJOR," "NICCI," "PAL," and "PHELAN"
Francis X. Hughes in memory of "BUFFY"
Francis M. Iadevaio in memory of "BUDDY"
Joseph B. Jablonski in memory of "MAX"
Mr. and Mrs. Bernard Jacobs in memory of "HERSHEY"
Dr. and Mrs. Richard M. Jay in memory of "BAILY"
Barry A. Kaufman in memory of "PRINCESS"
Mr. and Mrs. Herbert Kaufman in memory of "RECKLESS"
Al Kerrigan in memory of "SNOOPY"
Joan Kistler in memory of "COSMO," "BROCE LIANDE," and "HAIKU"
Marcy Kjeldsen in memory of "MUFFY"
Alexandra B. Knox in memory of "BOZ"
George and Ceil Kostick in memory of "LIBBY" and "MISTY"
Patricia A. Krieger in memory of "TIA MARIA" and "SHADOW BEYOND"
Mr. and Mrs. Frank Krupp in memory of "OPIE"
Mr. and Mrs. William LaBianca in memory of their Girls and "MAX"
Mr. and Mrs. Charles Lafferty in memory of "HENRY"
JoAnn Lambert in memory of "SUGAR PIE"

Mr. and Mrs. Raymond J. Leonard in memory of "SHAKESPEARE" and "ISRAEL"
Maria Leone in memory of "SNOWEY"
Chris LeVan in memory of "RIGGER"
Karen Lockhart in memory of "SNOWY," "SUNSHINE," "KATIE," "SUZIE," "BILLIE," and "HUNTER"
Margaret E. MacGregor in memory of "TRISTAN"
Gerald I. Magid in memory of "SAM"
Karen Anna Makara in memory of "CECIL" and "HANDSOME DAD"
Bruce Mann and Elizabeth Warren in memory of "TROVER"
Michael Marino in memory of "COCO"
Jane F. Markham in memory of "MCDUFF"
Beth A. Maurer in memory of "MAX" and "BRANDY"
Tomi J. McCann, M.D., in memory of "BUDDY," "SWEET PEA," and "PEDO"
Betty Louise McCurdy in memory of "HERKIMER"
William R. McKeever in memory of "PAL," "SCOTTIE," and "PIPER"
Mr. and Mrs. James A. McMillan in memory of "ROCKY"
Margaret J. McMonagle in memory of "DONEGAL" and "SHADOW"
David and Barbara Mealmaker in memory of "PUFF"
Heidi Ann Melley in memory of "PITA"
Jerry A. Michaels in memory of "GOLDY," "THUNDER," and "JUNIOR"
Barbara F. Miles in memory of "CHIVAS"
James L. Miller in memory of "RICK"
Karen Miller in memory of "TINKA"
Mr. and Mrs. W. Millhollen in memory of "HERSHY" and "NUT-MEG"
Lois W. Morgis in memory of "CH. CAMARADE'S DIAMOND'S SKYBIRD HT" and "ARGUS"
Audrey L. Murphy in memory of "SUSIE"
Mary Alice Musser in memory of "LILY" and "CHANCE"
Mr. and Mrs. Robert W. Nicholson in memory of "HANNAH"
Shirley B. Nielsen in memory of "6 FARRIES"
Mr. and Mrs. Don O'Connor in memory of "MISSY"
Robert W. O'Dell in memory of "DANCER"
Robert S. Oxley II in memory of "ANGUS"
Susan A. Phillippe in memory of "BRICKEY"
Barbara J. Pierozak in memory of "EINSTEIN"
Mr. and Mrs. Duarte E. Pinto in memory of "SANDY"
Carolyn Pope in memory of "PRINCE"
Elizabeth Prisdorf in memory of "TEDDY BEAR" and "KC"
Mr. and Mrs. William Pursley and Family in memory of "HANNAH"
Lynne K. Quinn in memory of "BLAZE"
Mr. and Mrs. Robert W. Ralston in memory of "MANDY"
Elaine Rapiejko in memory of "MAX"
Gwyn Retkowski in memory of "PEACHES"
Lucy and Warren Richards in memory of "KATRINA"
Rosalyn C. Richman in memory of "PERCY"
Mr. and Mrs. Eugene F. Riley, Jr. in memory of "SIR GOLDEN ARROW III"
Frances M. and Joseph J. Rink in memory of "BONNIE"
John and Sarah Robertson in memory of "BURNO"
Nancy G. Rogers in memory of "JAKE"
Edith B. Rubin in memory of "PIPI"
Mr. and Mrs. Gregg A. Runyen in memory of "MEGGIE" and "JESSIE"
Dennis W. Rutkowski in memory of "SLAMMIE"
Mr. and Mrs. Erich H. Rutschmidt in memory of 5 Standard Schnauzers
Mary Kapros Sarkisian in memory of "ANOUSH"
Carol Scarborough in memory of "MUNCHKIN"
Dick and Gretchen Schwoebel in memory of "TIMMY"
Karen L. Seamans, V.M.D., in memory of "MOZART"
Randi S. Semanoff in memory of "SARAH"
Mr. and Mrs. Paul Seserko in memory of "AYR'S QUIET MAXWELL" CD-COX-UD-UDX
Parker M. Seymour in memory of "CLYDE" and "OBIE"
Mr. and Mrs. Gene W. Sharpless in memory of "SANDY"
Marion Shonert in memory of "MICKEY"
Jim and Becky Singer in memory of "SNOWDON"
Diane C. Smith in memory of "COSMOS"
Mr. and Mrs. Robert D. Smith in memory of "MIKI OF YORKSHIRE"
John J. Snyder, Jr. in memory of "GWINY" and "NIXIE"
Philip L. Spinelli in memory of "TIGGER" and "NICOLE"
Mildred M. Stauffer in memory of "BUDDIE"
L. Ray Stillman in memory of "GRETCHIN"
Mark A. Stuart in memory of "ARKO"
Thomas Swallow in memory of "ROCKY" and "SNOWBALL"
Judy J. Taylor in memory of "BUFF"
TeaMac, Inc., in memory of "MUTTLEY"
Michael C. Telenda in memory of "YUKON"
Elinore E. Thuerner in memory of "RUFFY"
Donald E. Travaglini in memory of "FLUFFY"
Vicki A. Ungar in memory of "CHARLIE" and "HOLLY"
Jeff and Carolyn VanDenbusche in memory of "SPUNKY"

Mr. and Mrs. G. David Wargo in memory of "NISSA" and "NOCHE"
Wanda May Webb in memory of "CLARENCE"
Karen M. Weiss in memory of "WHISKEY"
Nancy Welch in memory of her Great Dane
Kathleen Wert in memory of "FRITZ," "NIKKI," "DINAH," and "KIRA"
George Weyhmuller in memory of "BUMMER BOY"
Drs. David H. Wiener and Lynn M. Klein in memory of "PUZY"
Monica Willett in memory of "SPECIAL NEEDS KITTY"
Ann D. Winkowski in memory of "ACE"
Mary O. Witherbee in memory of "PEGGOTY" and "COTSWOLD"
Joan M. Wooden in memory of "LUDWIG"
Paul S. Woodring in memory of "JAKE," "TOBY," and "ZACK"
Betty G. Young in memory of "CASSIDY"
Mr. and Mrs. Paul A. Zitlau in memory of "KATE"
Joanne C. Zmuida in memory of "MURPHIE"

In memory of "WHISKEY":

Janis Beitzer
Heidi Schellenger

In memory of Matthew J. Ryan:

Marian K. Mills

In memory of those listed:

Mr. and Mrs. James M. Bloser in memory of Ken Cashall
Jenevere Carrozza in memory of Mr. Mario Carrozza
Thomas A. Deubler in memory of Dr. James A. Deubler
The Devon Dog Show Association, Inc., in memory of Mrs. Alan R. Robson
Mr. and Mrs. Anthony Gaudiosi in memory of Carol Gaudiosi
Charlotte L. Higler in memory of Arno Baurick
Mr. and Mrs. B. Leace in memory of Dr. J. Leace ("Doc")
Eva C. Leary in memory of Mrs. Christine Donkin
Janice Marini in memory of Jane Carr Resovsky
Mr. and Mrs. James R. and Glenda J. McDonald in memory of Dr. Stephen Butler
Henry E. Orysiak in memory of Willem Van Orange
Denise and Don Pascucci in memory of Maggie and Murphy Beverage and Molly Pfautz
Edward M. Resovsky in memory of Edith M. Young
William Schwartz in memory of Mary Schwartz
Spring House Animal Hospital, Inc., in memory of Jennifer Board
Richard Woods in memory of Terry Woods

In memory of Barbara Seavey:

Escrow Bank USA at GMAC Residential Associates
Michael and Allison Geissler
Agnes Howard
Catherine Seavey

In honor of a special pet:

Mary Elizabeth Beck in honor of "HOLLY"
Robert Bosco in honor of "MOOSHKA"
Bristol Fund, Inc., in honor of "SPENCER"
Patricia Violante Cassetta in honor of "ZEUS AVENTINUS"
Alene Cohen in honor of "KRISSI" and "KATI"
Christine Connelly in honor of "MILES"
Wayne Conner in honor of "LOGE"
Oliver B. Cospelich in honor of "PHARAOH"
Mr. and Mrs. James P. Davis in honor of "CHATTOOGA"
Mrs. M. L. Dietrich in honor of "MAX," "LEDO," and "JAZZY"
Yvonne C. Ehrhart in honor of "DIXIE BELLE"
Mr. and Mrs. Joseph T. Jantorno in honor of "BAILY" and "JERSEY"
Patricia A. Klous in honor of "MOLLY"
Katherine E. Migrala in honor of "REX"
Marian K. Mills in honor of "MAGIC," "SHILOH," "KEDRYN," "MADISON," "DANA," and "DEMELIA"
Jeanette Molczan in honor of "SHANNON"
Judith D. Moore in honor of "ZAPATA"
Leo A. Polisano in honor of "PRECIOUS STAR"
David Sapery and Fern Abrams in honor of "COOKIE"
Mary Ann Snyder in honor of "RALF"
Mr. and Mrs. Herbert O. Sontz in honor of "BREEZY"
Florence M. Sottnick in honor of "ANNIE" and "TESSA"
Bert and Suzanne Zbar in honor of "ANGUS" and "ZOE"

In honor of those listed:

Anne, Chris, Donna, Kathy, Krissy, Theresa, and Rose Ann, at Marmero & Mammanno, in honor of Philip J. Mammanno, Jr. and "CAESAR"
Dr. Denise Carr in honor of Dr. Judy Durkee
Shirley H. Chalick in honor of Mary Sarkisian's 70th Birthday
Mr. and Mrs. Warren A. Clein in honor of Dr. Rochelle Anderson and All of Her Staff
Beth E. Liddle Crivilla and Jozie in honor of Dr. Dan Morris
Anne C. Dillon in honor of Dr. St. George Hunt

Christine K. Faust-Garry in honor of B. J. and Paul's Wedding Anniversary

Helen Hiller in honor of Dr. Susan Jacobson

Jean M. Janik and Roy Thomas in honor of Mr. and Mrs. J. Bohovic

James Koch in honor of Dr. Chick Weisse and Dr. Melagerajo

Jean S. Madsen in honor of Elizabeth D. Clark

Margery Manheim in honor of Dr. Robert Washabau

Carolyn Pope in honor of Drs. Matthew Reeves, Beth Callan, and Deborah Mandell,

Robert Mankowski, and Jennifer Kaae

Letitia Orlando Principato in honor of the St. Pierres

Mr. and Mrs. Art Reale in honor of Ms. Nona J. Starzyk

Rosalyn C. Richman in honor of Drs. Jennifer Smelstos, Karen

Oberthaler, and Lili Duda, who cared for "PERCY"

David Sapery and Fern Abrams in honor of Dr. Eric Chafetz and Marilyn Cone

Stanley S. and Cindy C. Schwartz in honor of Dr. Metunis

Rebecca and Bruce Singer in honor of Lorrie Holt

Norma E. Stackhouse in honor of Ms. Susan Slater

Mr. and Mrs. Richard L. Sutton in honor of Samantha Murray

Mr. and Mrs. Richard E. Wade in honor of Dr. William Farrell and Staff

Johnathan D. Weinstein and Sarah Jordan in honor of Dr. Steven Cole

The following have made gifts supporting the Clinical Studies Research Development Fund in memory of a special pet:

Mr. and Mrs. Kurt Markus Elsavage in memory of "THEO"

Regina Knieb in memory of "NOEL"

Krystia Lose in memory of "ZOE"

Nancy Sullivan in memory of "LEFT", "SPOOKIE", and "FOXFACE"

The following have made gifts supporting the Clinical Studies Research Development Fund in memory of "JESSIE":

Dr. and Mrs. John Enck

Vicki Mason

Obedience Training Class of Harrisburg

Mr. and Mrs. John W. Trimble

Randy Zicht

The following have made gifts supporting the Canine Health Research Fund in honor of those listed:

Andrew Green in honor of Dr. Meryl Littman

Anne M. Green in honor of Dr. Meryl Littman

The following have made gifts to the Special Species Clinic in memory of a special pet:

Mr. and Mrs. Denis J. Roark in memory of "DJ", "SNEEZIE", "SARAH," and "ADAIR"

Teoco Corporation in memory of "DJ", "SNEEZIE", "SARAH," and "ADAIR"

The following have made gifts to the Dermatology Department in honor of those listed:

Mr. and Mrs. Chuck Crivilla and Jozie in honor of Dr. Dan Morris

The following have made gifts supporting Mega-Esophagus Research in memory of a special pet:

Mr. and Mrs. Arthur K. Cook in memory of "TUFFY"

The following have made gifts supporting Lung Respiratory Research in memory of a special pet:

Adrienne Capella in memory of "POOO"

The following have made gifts supporting the Emergency Room Renovation Fund in honor of those listed:

The Gerald B. Shreiber Foundation in honor of Lindsay S. Shreiber, V.M.D.

The following have made gifts supporting the Radiation Therapy Facility Fund in honor of those listed:

Jerold Wichtel in honor of Drs. Avery Bennett and Lili Duda

The following have made gifts supporting the Cardiology Department in memory of a special pet:

Marian Daly in memory of "SABLE"

The following have made gifts supporting Oncology Research in memory of a special pet:

Catherine Ciric in memory of "BU"

Peter D. Ivanick and Marcia L. Winward in memory of "MIMI" and "MO"

The following have made gifts supporting Lymphoma Research in Cats in memory of a special pet:

Selma P. Ryave in memory of "PERCY"

The following have made gifts supporting the Penn Animal Blood Bank in memory of a special pet:

Joseph Rogosky in memory of "HERSHEY"

The following have made gifts supporting Dr. Beth Callan's Genetic Disease Research in memory of a special pet:

Mr. and Mrs. Adrian R. King in memory of "AMBER"

The following have made gifts supporting Dr. Beth Callan's Research in memory of those listed:

Josephine G. Major in memory of Anthony Villare

The following have made gifts supporting Dr. Chick Weisse's work in memory of a special pet:

Dennis L. and Virginia Coffey in memory of "BAILEY"

The following have made gifts supporting Dr. Lili Duda's care to animal patients and their owners in memory of a special pet:

Page S. Morahan, Ph.D., in memory of "PERCY"

The following have made gifts supporting Dr. Joan Hendrick's Research on Bulldogs in memory of a special pet:

M. Alison Seward in memory of "TY" D'Alonzo

The following have made gifts supporting Dr. Steinberg's Neurology Research in memory of a special pet:

Donald Schotland and Estherina Shems Schotland in memory of "GALAHAD" and "MISSIE"

The following have made gifts supporting Dr. Meryl Littman's Soft-Coated Wheaten Terrier Research in honor of a special pet:

Patricia Burdette in honor of "CHEWY"

The following have made gifts to the Dean's Discretionary Fund in honor of those listed

Gary R. Leff in honor of Donna Oakley

Mr. and Mrs. Robert B. MacIvor in honor of William E. Best, V.M.D.

The following have made gifts to the Dean's Discretionary Fund in honor of a special pet:

Mr. and Mrs. Cornelius O'Brien III in honor of "CASEY"

Marian V. Marchese in honor of "CHARLIE CHAN"

The following have made gifts to the Humanitarian Fund in memory of a special pet:

Mr. and Mrs. Richard Del Bono in memory of "WRINKLES"

The following have made gifts to the Humanitarian Fund in honor of a special pet:

Marc Weiner and Patrick Simon in honor of "HAMLET"

The following have made gifts to the Humanitarian Fund in honor of those listed:

Christopher and Melinda McMahon in honor of Dr. Jennifer Messinger

Mr. and Mrs. Stuart A. Scherr in honor of Dr. Meryl Littman

Marc Weiner and Patrick Simon in honor of Drs. Kersten Johnson, Carolyn Gurnee, Mary Sarah Burgh, and Ms. Allison Billings

The following have made gifts to the Veterinary Student Scholarship Fund in memory of those listed:

Dr. and Mrs. Gustavo D. Aguirre in memory of T. Richard Houpt, V.M.D., Ph.D.

Dr. Frederick R. Aliesky in memory of T. Richard Houpt, V.M.D., Ph.D. Animal Eye Clinics, Inc., in memory of T. Richard Houpt, V.M.D., Ph.D.

Joseph H. Groveman, V.M.D., in memory of Mervin D. Groveman, V.M.D.

Dr. Holly Kelsey in memory of Dr. Sharon Murray

Alan M. Klide, V.M.D., in memory of Paul Berg, V.M.D.

Michael S. Miller, V.M.D., in memory of Kenneth Rubin, V.M.D., and Steven Butler, V.M.D.

Dr. John F. Munnell in memory of Dr. Warren R. Piersol

Eugene P. Steffy, V.M.D. in memory of R. S. Detwiler

The following have made gifts to the Veterinary Student Scholarship Fund in memory of Jacob Finkelstein, V.M.D.:

Mr. and Mrs. Harry D. Antrim, Jr.

Steven J. Berkowitz, V.M.D.

Robert Chalphin Associates, Inc.

The Clemson and Antrim Family

Mr. and Mrs. Gary F. Driscoll

Finkelstein Partners, LTD

Brian R. Hipwell

Hughes, Kalkbrenner, and Adshead

Warren G. Ibaugh

James C. Mills

Clairmont Paciello & Co., P.C.

Gary L. Pearson

Mr. and Mrs. William A. Roesener

Patricia Rowan-Roberts

Mr. and Mrs. Selig Savitz

Zell Savitz

Allen and Joy Shoener

Dorothy S. Shoener

H. T. Tamaki, M.D.

Termini Carpet & Upholstery Cleaning

George H. Webber

Linda L. Williams

The following have made gifts to the Veterinary Student Scholarship Fund in memory of a special pet:

Jackie Paul Entertainment Group in memory of "GEO"

Michael Poulshock and Sunanda Ghosh in memory of "DULCE LIT"

Joseph R. Viola, Esq., in memory of "BRIDGET"

The following have made gifts to the Veterinary Student Scholarship Fund in honor of those listed:

Hilton J. Klein, V.M.D., in honor of David Lukof, V.M.D.

The following have made gifts to the Class of 1957 Endowed Scholarship Fund in memory of those listed:

Charles W. Koenig, V.M.D., in memory of Howard Lawson, V.M.D.

The following have made gifts to the M. Josephine Deubler Scholarship Fund in memory of those listed:

Mr. and Mrs. T. A. Deubler in memory of Dr. James A. Deubler

The following have made gifts to the Dr. David H. Knight Memorial Fund in memory of David H. Knight:

Scott Adkins

Juliana C. Anastasio

Mr. and Mrs. Bernard A. Benesby

Rita Bhagat

H. Bockris

Dr. Nancy Simons Brucker

James W. Buchanan, D.V.M.

Jeanne B. Bugdin

Mary Beth Callan, V.M.D.

Samuel K. Chacko

Catherine E. Clark

Chris Clark

Deidre Clark

Dr. Adelaide M. Delluva

Patricia A. diPietrae

George J. Feldman, Jr.

Marsha Finkelman

Jennifer L. Fiori

Katherine M. Foster

Joan M. Gilmore

Cherie Glanzmann

Dr. Paula S. Henthorn

Rune Hilt

Wade Johannessen

Frederick S. Kaplan, M.D.

Barbara Kiker

Christopher Knight

Krystyna A. Knight

Katherine Anne Kruger

Dr. Suzanne Bryer Levy

Tony Lin

Susan Lippo

Meryl Podolsky Littman, V.M.D.

James Lok

Kimberly H. Martin

Lynn Mertz

Mr. and Mrs. David A. Miller

Richard Miselis, V.M.D.

Dawn Mondelli

David M. Nunamaker, V.M.D.

Lauren O'Donnell

Dr. Robert John Pignolo

Giulietta L. Racciatti

Kay Rai

Deborah Rhone

Susan Scheerbaum

Deborah Silverstein

Sleepy Hollow Farm, LLC

Special Gifts to the School

Louis J. Soslowsky
Leslie Stewart
Leota Granger Terry
Susan Turlish
Mr. and Mrs. Michael Wilkens
Jeffrey A. Wortman, V.M.D.
Prof. Jerzy Wrobel
Zoe D. Zampana

The following have made gifts to the Dr. David H. Knight Memorial Fund in honor of those listed:

Judith E. Jordan in honor of Eric Knight

The following have made gifts to the Jay Jasan Memorial Scholarship Fund in memory of Jay Jasan, V.M.D.:

Mr. and Mrs. Albert O. Botto
Doris M. Bradley
Nancy Noonan

The following have made gifts to the Dr. Robert W. Richardson Memorial Scholarship Fund in memory of Robert W. Richardson, V.M.D.:

Elizabeth B. Agnew, V.M.D.
American College of Rheumatology
American Physical Therapy Association
Richard and Kathleen Aucamp
Connie M. Auld
Helen S. Bartlett
Mr. and Mrs. Robert C. Bartlett
David and Rita H. Beck-Rylander
Adrienne M. Bentley
William C. Biddle
David A. Billings, M.D.
Elisa H. Birnbaum, M.D.
John Napier Blackmon
Mr. and Mrs. Franklin Blackstone, Jr.
Christine Bohn, V.M.D.
Douglas Brown
Mary Beth Callan, V.M.D.
Michael T. Cibulka
Class of 2004
Class of 2005
Rebecca L. Craik
Michael J. and Jan M. Crowley
Ruth and Garrett Davis
Marianne A. De Yo
Mr. and Mrs. Frederick R. Dietz
Sarah N. Doench
Josh and Katie Dopirak
Daniel V. Dore III
Pamela Ann Duffy
Elizabeth E. Dunstan
Sally C. Edelsberg
Carl L. Eisenbeis
Debra S. Eisenstein, V.M.D.
Richard P. Felegy
M. Lenora Foley
Margaret D. Freeman
William H. and Kimberly Freeman
Peter C. Friedland
Christinia L. Fuoco, V.M.D.
Rosanne L. Gallagher
Nellie I. Getchel
Karl and Alice Gibson
Dr. Urs Giger
Mr. and Mrs. Brian C. Gilger
Janet L. Gwyer
Aspen A. Hammond, V.M.D.
Nathan D. Harvey, V.M.D.
Kristen Haviland, V.M.D.
Janet B. Hepler
Elaine Holt
Jeffrey J. Horst, V.M.D.
Mr. and Mrs. Peter S. Iversen
David L. Johnson
Amy Kapatkin and Robert H. Poppenga
Kennedy Krieger Institute
Barbara A. Kodner
Gary Kroggel
Genevieve Kroggel
Nicholas A. Lariaia
Drs. Federica Maggio and Stefano Pizzirani
Francis J. Mallon

Lisa C. Mangino
Ashra P. Markowitz
Col. Charles L. Martin, Jr. (RET.)
Paul B. Mason, Jr.
Ben Frank Massey, Jr.
Philipp Mayhew
Donna B. McClure
Edward and Brenda McCrady III
Catherine M. McManus, V.M.D.
Mr. and Mrs. David J. Meadows
Metropolitan Ear, Nose & Throat Associates
Sandra D. Miller
Caroline J. Montgomery
Mr. and Mrs. Cameron S. Mumper
Kenneth R. and Nancy S. Myers
New York Physical Therapy Association
Roger and Faith Nicholson
The Nordman Family
Michael T. Nordmann
Dr. Carol A. Oatis
Corrie J. Odom
Bruce S. Pelynio
Pennsylvania Physical Therapy Assoc.
Janet Peterson, PT
Jennifer J. Peterson
Mr. and Mrs. Richard Peterson
Mr. and Mrs. Joseph P. Pohl, Jr.
Mr. and Mrs. Joseph P. Pohl III
Mr. and Mrs. E. Kears Pollock
Bonnie B. Polvinal
Nicholas Polyak
Cynthia N. Potter
Ann Puntureri
J. M. Rothstein, Inc.
Anthony N. and Shirley D. Quinn
Matthew and Deirdre Quinn
Charles F. and Louise S. Randolph
Wallace A. and Janet J. Rapp, Jr.
Mark S. and Ruth G. Riethmuller
Paul A. Rockar, Jr.
Marilyn Moffet Salant
Mr. and Mrs. W. Ronald Salisbury
Margaret J. Scanlon
Malina E. Schreck
Mr. and Mrs. Richard C. Schreck
Jane G. Schwartz
Jerry D. Shamblyn, M.D.
Charles Shoemaker
Dolores Staley
Richard L. Stoneking
Student American Veterinary Medical Assoc.
Elia E. Villanueva
David L. Voneida
Lynn Mirbach Walker, V.M.D.
Cynthia Ruth Ward, V.M.D.
Washington University in St. Louis
Dr. Wilfried T. Weber
Chick W. C. Weisse, V.M.D.
Pamela S. White
Susan L. Whitney
Jennifer Williams
Jason P. Zamkoff
Mr. and Mrs. Eugene J. Zappa
Edna Mae Zattiero

THE FOLLOWING MEMORIAL OR HONORARY GIFTS WERE MADE TO NEW BOLTON CENTER

In honor of a special person:

Dr. Richard O. Davies in honor of Dr. Jonathan Palmer
Vickie Eppolite in appreciation of Dr. Jill Beech's help with her horse Annie Prickett, V'04, in honor of R. Buchanan, V.M.D.
Mr. and Mrs. Paul Schultz in honor of Dr. Eric Parente
Max L. Sponseller, V.M.D., in honor of Charles W. Raker, V.M.D.
Dr. and Mrs. William H. Wright in honor of Dr. James Orsini

In memory of a special person:

Dorothy S. Armstrong in memory of her husband, Mr. James Armstrong
Mr. and Mrs. John I. Mengel in memory of John "Jack" Turner
Doris A. Boucher Ritter in memory of Dr. William B. Boucher
Lois Ann Ryan in memory of her husband Warren K. Ryan
Mr. and Mrs. John C. Sargent in memory of Stephen Patrick Butler, V.M.D.

Mr. and Mrs. Jerrald K. Simmers in memory of Joseph B. Stevens
William C. Steinkraus in memory of Kelly Steinkraus

In honor of a special animal:

Janice Lolly Clarke in honor of her horse, SECRET PAST "LADD"
Andrea B. Highland in honor of her goats "BARTLEBY" and "SINE"
Sarah E. Reese in honor of "BART," who received such wonderful care at our facility this past summer from Dr. Jenn Smith
Mr. and Mrs. Paul C. Schultz in honor of "HE'S ALL THAT"
Lori Weitz in honor of her horse "SOX"

In memory of a special animal:

Barbara M. Bauer in memory of "WOODSTOCK"
Mr. and Mrs. David M. Crasson in memory of "BUSTER"
Mary Beth Hamorski, V.M.D., in memory of "BUBBLES" and "MURPHY"
Beth Holstein in memory of "AGAR"
Christine C. McCarty in memory of "ADOLPH"
Edward Mersky, V.M.D., in memory of "BUDDY"
Eva Russo in memory of FATALIST "THE PIE"
Kathleen H. Schwartzman in memory of "RIPLEY"
Jeanne M. Zakrewski in memory of her Golden Retriever, "SHAWNA"
Theresa Ann Zappone in memory of "SUNSHINE" and "DOUBLE SCOTCH"

To the Tamworth Fund:

George Elser in honor of Henry Elser and Andrew Elser, V.M.D.
George Elser in honor of Mr. and Mrs. Michael Moran

To the Stubbs Endowment Fund and the Veterinary Student Scholarship Fund:

Sara G. Sperling in memory of F. George Sperling, V.M.D., and William B. Boucher, V.M.D.

To the M. Lynn Sammons Award in Bovine Medicine:

Dairy Management Consultants
Lenora S. Sammons, V.M.D.

To the Dr. Ginnie Lieblein Memorial Scholarship Fund:

Walter C. Wells

To the Dr. Jonathan Palmer Research Fund in memory of Mrs. Dolly Pouska:

Acorn Hill Farm, Inc., in memory of Mrs. Dolly Pouska
Unionville Equine Associates in memory of Mrs. Betty Haas's horse "MAXIMILLION"
Unionville Equine Associates in memory of Mrs. Elizabeth Moran's horse "CREME FRAICHE" and Mrs. Anne Thorington's horse "ROBAIR"
Unionville Equine Associates in memory of Mrs. Susan Ajamian's horse "RICHWOOD"

To the Dr. Jonathan Palmer Research Fund in memory of Mr. Mark Stevenson:

Mr. and Mrs. Daniel M. Cuddhy
Mr. and Mrs. William D. English
Griffiths Construction, Inc.
Orion General Contractors, Inc.
Peter Lumber Company
R&D Construction Co. Heating & A/C, Inc.
Ron Smith Excavation, Inc.

To the Equine Research Fund in memory of Mr. Arthur K. Heins by the following:

Anna Brown
Christine Carpenter
Mr. and Mrs. Albert V. Hanley, Jr.
Kelly Kowalski
Vivian Rubin
Roseann Smith
Rhetta Zink

To the "LORD ASHLEIGH" Fund in his memory:

Colts Neck Trail Riders
Margrit McCrane

2003 Rush Shippen Huidekoper Society Dinner

The 2003 Rush Shippen Huidekoper Society Dinner, which recognized Penn Veterinary Medicine's most generous donors and friends during the 2002–03 fiscal year, was held on November 15 at The Inn at Penn. Named after the School's first dean, the Rush Shippen Huidekoper Society recognizes those donors who contribute \$1,000 or more to the School in a fiscal year. Their generosity advances Penn's mission to better the health and welfare of animals and humans.

It was a wonderful evening as alumni, grateful clients, and other friends came together to celebrate the School's teaching, research, and healing missions. The dinner also brought together Opportunity Scholarship recipients and their donors/mentors.



Class of 2004 Opportunity Scholarship Recipients and Donors/Mentors: James V. Stewart, V'68, Vivian M. Orita, V'04, Andrew H. Elser, V'87, Gary Egrie, V'04, Dean W. Richardson, Marie Haddock, V'04, Patrick T. Dubbs, V'04, and Kara A. Ballek, V'04.



Class of 2005 Opportunity Scholarship Recipients and Donors/Mentors: Diana Chang, V'05, Mary Ellen Hennessey, V'05, David P. Martin, V'66, Ulrike Martin, Brooke Moore, V'05, Suzanne J. Smith, V'82, and Peter H. Craig, V'55 G'58.



Class of 2006 Opportunity Scholarship Recipients and Donors/Mentors: *Standing:* James V. Stewart, V'68, Leslie C. McLaughlin, V'06, D. Ray Hostetter, V'69, Kristina N. Willoughby, V'06, Dean W. Richardson, Patrick J. Ford, V'06, Norbert R. McManus, V'47, Alexander M. Chan, V'06, Marilyn B. Weber, V'75, Midge Leitch, V'73, Jill Beech, V'72, Michelle H. Patrick, V'06, and Timothy Mann, V'06. *Seated:* Christie L. Schroth, V'06, Lauren M. Greene, V'06, Charles W. Raker, C'41, V'42, Nadine A. Salomon, V'06, Amanda L. Lang, V'06, and Kari Lyon, V'06.



Class of 2007 Opportunity Scholarship Recipients and Donors/Mentors: *Standing:* Jonathan Garber, V'07, Craig Meredith, V'07, Heidi Reesink, V'07, Maryssa Chiarello, V'07, Ann Wayne Lucas, V'75, Isaac Maxmen, V'07, Mead F. Shaffer, Jr., V'58, Scott E. Palmer, V'76, Taryn Gassert, V'07, Ryan Gorman, V'07, Mary McMahon Stewart, PT'66, Heather Wall, V'07, Robert W. Stewart, Sr., V'68, Kelly Rebbecchi, and Joshua Roesener, V'07. *Seated:* Lawrence A. Rebbecchi, Jr., V'90, Jill Beech, V'72, Tara O'Brien, V'07, Charles W. Raker, C'41, V'42, Rachel Tickin, V'07, and Laura Gibeon, V'07.



Lorraine and Joseph M. O'Neal, V'44.



Carol Bleicher, Mattie J. Hendrick, V'78, and Laurie J. Landeau, V'84 WG'84.



Edgar R. Marookian, V'54, Leon P. Weiss, C'53, and David A. Meirs II, V'54.



Marie and Peter H. Herman, V'69.



Kathleen, V'75, and Tom Tracy.

Mark your calendar now! The 2004 Rush Shippen Huidekoper Society Dinner will be held November 20 at the National Constitution Center. For information, contact Joshua E. Liss at (215) 898-1481 or at lissj@vet.upenn.edu.

Photography by Addison Geary/addisongeary.com

Upcoming Events

July 2004

25

6:30–8:30 p.m.

Alumni Reception

American Veterinary Medical Association Annual Convention

Loews Philadelphia Hotel, 33rd Floor, Philadelphia, Pa. Complimentary for alumni with a Convention name badge and a guest; \$10 for all others. For information, contact Joshua E. Liss at (215) 898-1481 or at lissj@vet.upenn.edu.

September 2004

10

2:00–4:00 p.m.

Veterinary Medical Alumni Society Executive Board Meeting

Ryan Veterinary Hospital at Penn

Penn Veterinary Medicine Open House at New Bolton Center on September 18 has been postponed.

18

Parents and Partners Day 2004

Philadelphia Campus

Parents and partners of first-year students receive an overview of veterinary education at Penn Veterinary Medicine. For information, contact Amy Bogdanoff at (215) 898-4234 or via email at bogdanof@vet.upenn.edu.

October 2004

2

Alumni Weekend 2004

New Bolton Center

For information, visit alumni.vet.upenn.edu/alumniweekend2004.html.

November 2004

6

Alumni & Friends Reception

New England Aquarium, Boston, Mass.

For information, contact Amy Bogdanoff at (215) 898-4234 or at bogdanof@vet.upenn.edu.

17

2:00–4:00 p.m.

Veterinary Medical Alumni Society Executive Board Meeting

New Bolton Center

20

2004 Rush Shippen Huidekoper Society Dinner

National Constitution Center, Philadelphia, Pa.

For information, contact Joshua E. Liss at (215) 898-1481 or at lissj@vet.upenn.edu.

January 2005

8–15

Pennsylvania Farm Show 2005

Farm Show Complex, Harrisburg, Pa.

Visit Penn Veterinary Medicine's booth at the largest indoor agricultural event in America.

26

2:00–4:00 p.m.

Veterinary Medical Alumni Society Executive Board Meeting

Ryan Veterinary Hospital at Penn

February 2005

21

7:30–9:30 p.m.

Alumni Reception

Western Veterinary Conference

Mandalay Bay Resort, Las Vegas, Nev.

For information, contact Joshua E. Liss at (215) 898-1481 or at lissj@vet.upenn.edu.

March 2005

10–11

2005 Penn Annual Conference

Adam's Mark Hotel, Philadelphia, Pa.

For information, visit alumni.vet.upenn.edu/pennannualconference.html.

10

2:00–4:00 p.m.

Veterinary Medical Alumni Society Executive Board Meeting

at 2005 Penn Annual Conference

May 2005

11

2:00–4:00 p.m.

Veterinary Medical Alumni Society Executive Board Meeting

New Bolton Center

Important Phone Numbers

Matthew J. Ryan Veterinary Hospital of the University of Pennsylvania

24-Hour Emergency Service (215) 898-4685
Specialist Clinic Appointments (215) 898-4680

George D. Widener Hospital for Large Animals at New Bolton Center

24-Hour Emergency Service and
Specialist Clinic Appointments (610) 444-5800

Penn Veterinary Medicine

General Information (215) 898-5438
Dean's Office (215) 898-0600
Development and Alumni Relations (215) 898-1480
Student Admissions (215) 898-5434
Student and Curricular Affairs (215) 898-3525

Visit the School's website at www.vet.upenn.edu



3800 Spruce Street
Philadelphia, PA 19104-6008

Address Service Requested

Nonprofit Organization
U.S. Postage
PAID
Philadelphia, PA
Permit No. 2563