

Bisimulation as congruence in the behavioral setting

A. A. Julius

Dept. Electrical and Systems Engineering
University of Pennsylvania
200 S 33rd Street, Philadelphia PA19104
USA
Email: agung@seas.upenn.edu

A. J. van der Schaft[§]

Dept. Applied Mathematics
University of Twente
PO Box 217, Enschede 7500AE
The Netherlands
Email: a.j.vanderschaft@math.utwente.nl

Abstract— We cast the notion of bisimulation in the Willem's behavioral setting. We show that in this setting, bisimulation is also a congruence, as it is known in the field of concurrent processes. Bisimulation is a congruence means if A and A' are bisimilar systems, then $A \parallel B$ and $A' \parallel B$ are also bisimilar. Here, the operator \parallel denotes systems composition, and B is any other system that is composed with A or A' .

I. INTRODUCTION

In this paper we study bisimulation of dynamical systems using the behavioral systems theory setting. Bisimulation as a notion of systems equivalence originates in the field of concurrent processes in theoretical computer science [1], [2]. The recent development in systems theory, particularly in the branch of hybrid systems, has seen an increase in the application of ideas from the theoretical computer science to the traditional systems theory. Bisimulation is one of the ideas picked up by researchers and applied to, for example, hybrid systems [3], [4], [5] and some classes of continuous time dynamical systems [6], [7], [8].

Bisimulation is a notion of systems equivalence. One of its idiosyncrasies, as it is known in theoretical computer science, is that bisimulation is a *congruence*. By this we mean the following. Let A and A' be bisimilar processes. We denote synchronization of processes with the operator \parallel . Then for any other process B , we have that $A \parallel B$ and $A' \parallel B$ are also bisimilar.

Obviously, congruence is an essential property if a notion of systems equivalence is to be applied in the context of systems composition. Consider a complex system composed of many subsystems. If we replace a subsystem with another system that is equivalent to it, then the congruence property guarantees that the altered complex system is equivalent to the original one. This motivates us to study the congruence property of bisimulation in the behavioral framework [9], [10].

See Figure 1 for an illustration of the discussion above.

One potential benefit that we can exploit from this property is that when we want to analyze the complex system, we can replace the subsystems with other systems that are less

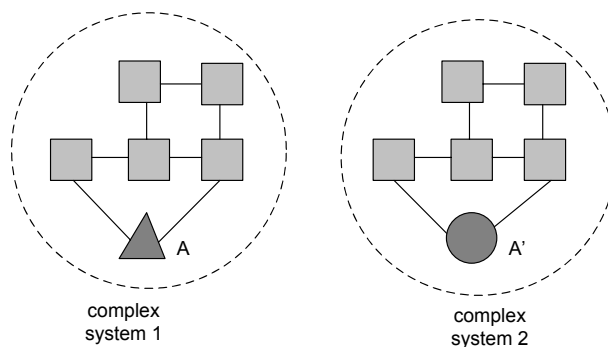


Fig. 1. Illustration of the congruence property. Suppose that subsystem A and A' are equivalent (w.r.t \approx), and complex system 2 is obtained by replacing subsystem A with A' in complex system 1. If \approx has the congruence property, then both complex systems are also equivalent w.r.t \approx .

complex, and thus make the analysis easier. By less complex, we typically mean systems with smaller state space.

The physical interpretation for lesser complexity can be illustrated as follows. For discrete event systems, this means fewer states, which in terms of computer programs can mean a program that takes less space in the memory. For physical systems, typically the state of a system is associated with the energy of the system. Thus, a state space with smaller dimension means a system with less way to store energy, which usually implies that the system is simpler.

Naturally, we also need to make sure that the system properties that we want to analyze is preserved under the systems equivalence. For bisimulation, it is known that temporal logic formula in LTL and CTL are preserved [11], [12].

II. SYSTEMS AND DYNAMIC MAPS

Now we shall (re)introduce some basic concepts of the behavioral systems theory.

Definition 1: [13] A **dynamical system** Σ is defined as a triple $(\mathbb{T}, \mathbb{W}, \mathfrak{B})$, where \mathbb{T} is called the *time axis*, \mathbb{W} is called the *signal space*, and $\mathfrak{B} \subset \mathbb{W}^{\mathbb{T}}$ is called the *behavior* of the system.

A behavior is a collection of trajectories, which are functions mapping the time axis to the signal space. We don't require the trajectories to be total functions, as they can

[§]A. J. van der Schaft is also affiliated with the Institute for Mathematics and Computer Science, University of Groningen, P.O. Box 800, Groningen 9700AV, The Netherlands, Email:A.J.van.der.Schaft@math.rug.nl

be partial functions as well. The behavior of a dynamical system is the collection of all possible trajectories of the system. A trajectory is possible if it is consistent with the (mathematical) laws describing the system. Thus,

$$\mathfrak{B} := \{w : \mathbb{T} \rightarrow \mathbb{W} \mid w \text{ is compatible with the laws of } \Sigma\}. \quad (1)$$

The description of possible trajectories above is rather abstract. To make the exposition clearer, we provide the following examples of dynamical systems.

Example (Newton's laws): Newton's law of motions stipulates that the force (\mathbf{F}) needed to accelerate a physical body is proportional to the mass (\mathbf{m}) and the acceleration (\mathbf{a}). This is epitomized in the well-known relation

$$F = m \cdot a. \quad (2)$$

A dynamical system that describes this theory can be written as a triple $(\mathbb{T}, \mathbb{W}, \mathfrak{B})$. If we denote the position of the center of gravity of the body as \mathbf{x} , then the behavior of the dynamical system that describes the relation between the force and the position of the body is

$$\mathfrak{B} := \left\{ (F, x) \in \mathbb{R} \rightarrow \mathbb{R}^3 \times \mathbb{R}^3 \mid \forall t \in \mathbb{R}, F(t) = m \cdot \frac{d^2x}{dt^2}(t) \right\}. \quad (3)$$

The trajectories of this system are trajectories of the force and the position variables. Each variable is vector valued, so in this case we take \mathbb{W} as $\mathbb{R}^3 \times \mathbb{R}^3$. The evolution of the variables takes place continuously, so we take \mathbb{T} as, for example, \mathbb{R} . \square

Example (finite state automaton): A finite state automaton can be associated with the collection of strings that it executes [14]. Consider as an example, a printer machine that operates in the following way. It can receive a printing job, this event is annotated by `job`. It must print out the job that it has received and feed out the output before it can receive another job. Suppose that the printing is associated to an event annotated by `print`, and the feeding out the printout is associated to `feed`. The behavior of this system can be defined as the collection of all strings such that `job.print.feed` always occur in this order. Any string that has, for example, `print.job.feed`, as a substring is not an element of the behavior as it corresponds to the acceptance of a new job before the printout is fed out. The behavior has \mathbb{Z}_+ as its time axis, and $A = \{\text{print, job, feed}\}$ as its signal space. \square

In general, for a dynamical system $\Sigma = (\mathbb{T}, \mathbb{W}, \mathfrak{B})$, we assume that there exists a totally ordered commutative group \mathcal{G} such that either

- (i) $\mathbb{T} = \mathcal{G}$ or,
- (ii) There is a $t_0 \in \mathcal{G}$ such that $\mathbb{T} = \{t \in \mathcal{G} \mid t \leq t_0\}$.

This assumption gives the structure of the general time axis \mathbb{T} .

Definition 2: [9], [10] Given a dynamical system $\Sigma = (\mathbb{T}, \mathbb{W}, \mathfrak{B})$. Any surjective map with $\mathfrak{B} \times \mathbb{T}$ as its domain is called a **dynamic map** of Σ . We denote the class of dynamic maps of Σ by $\mathcal{D}(\Sigma)$.

We equip $\mathcal{D}(\Sigma)$ with a partial ordering \preceq , which is defined as follows.

Definition 3: Given a dynamical system $\Sigma = (\mathbb{T}, \mathbb{W}, \mathfrak{B})$. Let ϕ and γ be dynamic maps in $\mathcal{D}(\Sigma)$. We say that $\phi \preceq \gamma$ if for all $(w_1, t_1), (w_2, t_2) \in \mathfrak{B} \times \mathbb{T}$ the following implication holds.

$$\gamma(w_1, t_1) = \gamma(w_2, t_2) \Rightarrow \phi(w_1, t_1) = \phi(w_2, t_2). \quad (4)$$

Since we assume that the dynamic maps are surjective but not necessarily bijective, their inverse function do not necessarily exist. Intuitively, this means that some information may be lost when $\mathfrak{B} \times \mathbb{T}$ is passed through a dynamic map. That is, it can happen that two different elements of $\mathfrak{B} \times \mathbb{T}$ are mapped to the same point in the codomain. The fact that $\phi \preceq \gamma$ can be interpreted that ϕ retains less information than γ . Indeed, we can prove that $\phi \preceq \gamma$ if and only if there exists a surjective map κ such that $\gamma = \phi \circ \kappa$. Furthermore, we can also prove that $\mathcal{D}(\Sigma)$ and the partial ordering \preceq form a lattice. By this we mean that the greatest lower bound and least upper bound of any pair of elements in $\mathcal{D}(\Sigma)$ exist.

Given a dynamical system $\Sigma = (\mathbb{T}, \mathbb{W}, \mathfrak{B})$, there are a few properties of dynamic maps in $\mathcal{D}(\Sigma)$ that are of interest in this paper. These properties are:

Past inducedness. A dynamic map $\phi \in \mathcal{D}(\Sigma)$ is said to be *past induced* if for any $w_1, w_2 \in \mathfrak{B}$ and $\tau \in \mathbb{T}$,

$$w_1(t)|_{t \leq \tau} = w_2(t)|_{t \leq \tau} \Rightarrow \phi(w_1, \tau) = \phi(w_2, \tau). \quad (5)$$

Markovian. A dynamic map $\phi \in \mathcal{D}(\Sigma)$ is said to be *Markovian* if for any $w_1, w_2 \in \mathfrak{B}$, $\tau_1, \tau_2 \in \mathbb{T}$, and $\tau'_1 > \tau_1$,

- (i) $(\phi(w_1, \tau_1) = \phi(w_2, \tau_2))$ and
- (ii) $(w_1(t)|_{\tau_1 < t \leq \tau'_1} = w_2(t)|_{\tau_2 < t \leq \tau_2 - \tau_1 + \tau'_1})$ implies

$$\phi(w_1, \tau'_1) = \phi(w_2, \tau_2 - \tau_1 + \tau'_1). \quad (6)$$

In words, a dynamic map is Markovian if whenever two trajectories that are not distinguishable by the dynamic map at a certain time and they proceed with the same segment of trajectory, they should remain indistinguishable.

State property. A dynamic map $\phi \in \mathcal{D}(\Sigma)$ is said to be a *state map* if it satisfies the following state property. For any $w_1, w_2 \in \mathfrak{B}$, $\tau_1, \tau_2 \in \mathbb{T}$,

$$(\phi(w_1, \tau_1) = \phi(w_2, \tau_2)) \Rightarrow (w_1 \wedge_{\tau_2}^{\tau_1} w_2) \in \mathfrak{B}. \quad (7)$$

The concatenation operation $\wedge_{\tau_2}^{\tau_1}$ is defined as

$$(w_1 \wedge_{\tau_2}^{\tau_1} w_2)(t) := \begin{cases} w_1(t), & t \leq \tau_1, \\ w_2(t - \tau_1 + \tau_2), & t > \tau_1. \end{cases} \quad (8)$$

The past inducedness and state properties are related to the partial ordering \preceq through the following result.

Lemma 4: [9] Let ϕ and γ be elements of $\mathcal{D}(\Sigma)$ such that $\phi \preceq \gamma$, then

- (i) if γ is past induced, so is ϕ ,
- (ii) if ϕ is a state map, so is γ .

The codomain of a state map is called its **state space**, and the elements of the state space are called **states**.

To make the exposition on the concept of state maps clearer, we shall present a few examples. First, we introduce some notations we shall use hereafter.

Notation. (i) The class of locally integrable functions $f : \mathbb{R} \rightarrow \mathbb{R}^w$ that are continuous from the left is denoted as $\mathfrak{L}_w^{\text{loc}}$.

(ii) The class of all $g \times q$ matrices whose entries are real polynomials with indeterminate ξ is denoted by $\mathbb{R}^{g \times q}[\xi]$.

Example (continuous time LTI): Consider a continuous time linear time invariant (LTI) system

$$P \left(\frac{d}{dt} \right) y = Q \left(\frac{d}{dt} \right) u, \quad (9)$$

where $P(\xi) \in \mathbb{R}^{y \times y}[\xi]$ and $Q(\xi) \in \mathbb{R}^{y \times u}[\xi]$. We assume that P^{-1} exists as a rational matrix and that $P^{-1}Q$ is a proper rational matrix. The variables y and u can be regarded as output and input of the linear system. The behavior of this system can be defined as

$$\mathfrak{B} := \{(y, u) \in \overline{\mathfrak{L}}_y^{\text{loc}} \times \overline{\mathfrak{L}}_u^{\text{loc}} \mid (9) \text{ is satisfied weakly}\}. \quad (10)$$

It is known that this system admits an observable state space representation of the form

$$\begin{aligned} \frac{dx}{dt} &= Ax + Bu, \\ y &= Cx + Du. \end{aligned} \quad (11)$$

It can be proven that:

(i) The state variable in this observable representation can be regarded as a dynamic map of the dynamical system, as we can find polynomial matrices T_1 and T_2 such that the following relation holds.

$$x(t) = T_1 \left(\frac{d}{dt} \right) y + T_2 \left(\frac{d}{dt} \right) u. \quad (12)$$

(ii) The dynamic map x defined in (12) is indeed a state map. Moreover, it is also past induced and Markovian. \square

Example (discrete time LTI): Consider the discrete time counterpart of the previous example. We deal with a system of the form

$$P(\sigma)y = Q(\sigma)u, \quad (13)$$

where $P(\xi) \in \mathbb{R}^{y \times y}[\xi]$ and $Q(\xi) \in \mathbb{R}^{y \times u}[\xi]$. We assume that P^{-1} exists as a rational matrix and that $P^{-1}Q$ is a proper rational matrix. The symbol σ signifies unit time shift operation, that is,

$$\sigma y(k) := y(k+1), \text{ for all } k \in \mathbb{Z}. \quad (14)$$

We can prove that this system admits an observable state space representation of the form

$$\begin{aligned} x(k+1) &= Ax(k) + Bu(k+1), \\ y(k+1) &= Cx(k) + Du(k+1). \end{aligned} \quad (15)$$

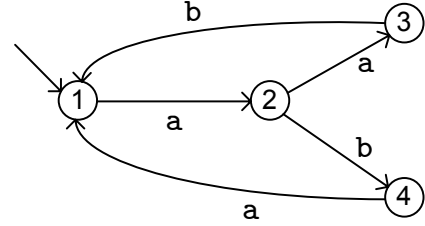
It can be proven that:

(i) The state variable in this observable representation can be regarded as a dynamic map of the dynamical system, as we can find polynomial matrices T_1 and T_2 such that the following relation holds.

$$x(k) = T_1(\sigma)y + T_2(\sigma)u. \quad (16)$$

(ii) The dynamic map x defined in (16) is indeed a state map. Moreover, it is also past induced and Markovian. \square

Example (deterministic automata): Consider a deterministic automaton¹ A as depicted in the figure below.



Example of a deterministic automaton.

The language generated by this automaton is given by the following regular expression.

$$L(A) = \overline{(aab + aba)^*}. \quad (17)$$

The overbar denotes the prefix closure operation. We associate the language generated by the automaton with the behavior of the system. Each string in the language, which is a partial function from \mathbb{Z}_+ to $\{a, b\}$, is considered as a trajectory of the system.

We can associate the state reached by a certain string at a certain time with a state map. Denote this state map as x , then we have that, for example:

$$s_1 := aba, \quad x(s_1, 0) = 1, x(s_1, 1) = 2, x(s_1, 2) = 4, \dots$$

$$s_2 := aab, \quad x(s_2, 0) = 1, x(s_2, 1) = 2, x(s_2, 2) = 3, \dots$$

It is trivial to see that x indeed has the state property. Moreover, x is also Markovian and past induced. \square

III. BISIMULATION IN THE BEHAVIORAL SETTING

Hereafter we assume that the signal space of the dynamical systems we discuss can be factored as follows.

$$\mathbb{W} = \mathbb{V} \times \mathbb{D}. \quad (18)$$

The interpretation being that \mathbb{V} is the external signal space and \mathbb{D} is the internal signal space. Thus, any trajectory can be written as a pair $w = (v, d)$, where v and d denote the external and internal component of the trajectory.

Notation. We denote the projection of the trajectories with respect to the external and internal signal space as π_v and π_d respectively.

Consider the following definition.

Definition 5: A **state system** is an ordered pair (Σ, x) , where Σ is a dynamical system and $x \in \mathcal{D}(\Sigma)$ is a state map of Σ .

Bisimulation is relation defined between the states of two state systems.

Definition 6: [10] Given two dynamical systems $\Sigma_1 = (\mathbb{T}, \mathbb{V} \times \mathbb{D}_1, \mathfrak{B}_1)$ and $\Sigma_2 = (\mathbb{T}, \mathbb{V} \times \mathbb{D}_2, \mathfrak{B}_2)$, with state maps x_1 and x_2 respectively. Notice that the systems share the same external signal space. We denote the state space of

¹For excellent introductory material on discrete event systems and automata, we refer the reader to [15], [14].

the state maps as \mathcal{X}_1 and \mathcal{X}_2 respectively. A **bisimulation** relation $\mathcal{R} \subset \mathcal{X}_1 \times \mathcal{X}_2$ is a relation with the following property. If we take any $(\xi_1, \xi_2) \in \mathcal{R}$. Then, given any $w_1 := (v_1, d_1) \in \mathfrak{B}_1$ and $t_1 \in \mathbb{T}$ such that $x_1(w_1, t_1) = \xi_1$, the following holds. If $t_2 \in \mathbb{T}$ is such that there exists a $w' := (v', d') \in \mathfrak{B}_2$ such that $x_2(w', t_2) = \xi_2$, then there exists a $d_2 \in \pi_d \mathfrak{B}_2$ such that if we define

$$v_2 := v' \wedge_{t_1}^{t_2} v_1, \quad (19)$$

$$w_2 := (v_2, d_2), \quad (20)$$

we have that

$$w_2 \in \mathfrak{B}_2, \quad (21)$$

$$x_2(w_2, t_2) = \xi_2, \quad (22)$$

$$d_2(\tau) = d'(\tau), \forall \tau \leq t_2, \quad (23)$$

and for all $\tau > t_2$,

$$(x_1(w_1, \tau - t_2 + t_1), x_2(w_2, \tau)) \in \mathcal{R}. \quad (24)$$

Conversely, given any $w_2 := (v_2, d_2) \in \mathfrak{B}_2$ and $t_2 \in \mathbb{T}$ such that $x_2(w_2, t_2) = \xi_2$, the following holds. If $t_1 \in \mathbb{T}$ is such that there exists a $w' \in \mathfrak{B}_1$ such that $x_1(w', t_1) = \xi_1$, then there exists a $d_1 \in \pi_d \mathfrak{B}_1$ such that if we define

$$v_1 := v' \wedge_{t_2}^{t_1} v_2, \quad (25)$$

$$w_1 := (v_1, d_1), \quad (26)$$

we have that

$$w_1 \in \mathfrak{B}_1, \quad (27)$$

$$x_1(w_1, t_1) = \xi_1, \quad (28)$$

$$d_1(\tau) = d'(\tau), \forall \tau \leq t_1, \quad (29)$$

and for all $\tau > t_2$, (24) holds.

Furthermore, we require that

$$\forall \xi_1 \in \mathcal{X}_1, \exists \xi_2 \in \mathcal{X}_2 \text{ such that } (\xi_1, \xi_2) \in \mathcal{R}, \quad (30)$$

$$\forall \xi_2 \in \mathcal{X}_2, \exists \xi_1 \in \mathcal{X}_1 \text{ such that } (\xi_1, \xi_2) \in \mathcal{R}. \quad (31)$$

Although this definition looks cumbersome, it can be summarized as follows. The bisimulation requires that from any two bisimilar states² it is possible to proceed with equal external trajectories while visiting states that are bisimilar. This definition is similar to the original definition by Milner [1], [2], and also similar to the extension defined for continuous time dynamical systems in, for example, [6], [7], [8]. The additional requirements (30) and (31) are to make sure that all states are involved in the bisimulation.

When two state systems (Σ_1, x_1) and (Σ_2, x_2) are such that there exists a bisimulation relation \mathcal{R} between their state spaces, we say that (Σ_1, x_1) and (Σ_2, x_2) are **bisimilar**. In shorthand notation, we write $(\Sigma_1, x_1) \approx_{\text{bis}} (\Sigma_2, x_2)$. The following result establish \approx_{bis} as an equivalence relation.

Remark 7: In some literature, a bisimulation relation \mathcal{R} does not necessarily satisfy (30) and (31). However, two systems are said to be bisimilar if there exists a bisimulation relation that satisfies (30) and (31).

²Two states are bisimilar if they are related by the bisimulation relation.

Lemma 8: [10] Let (Σ_i, x_i) , $i \in \{1, 2, 3\}$, be state systems. Moreover, assume that x_i , $i \in \{1, 2, 3\}$, are past induced Markovian state maps. The following relations hold.

(i) $(\Sigma_1, x_1) \approx_{\text{bis}} (\Sigma_1, x_1)$,

(ii) $(\Sigma_1, x_1) \approx_{\text{bis}} (\Sigma_2, x_2)$ implies $(\Sigma_2, x_2) \approx_{\text{bis}} (\Sigma_1, x_1)$,

(iii) $(\Sigma_1, x_1) \approx_{\text{bis}} (\Sigma_2, x_2)$ and $(\Sigma_2, x_2) \approx_{\text{bis}} (\Sigma_3, x_3)$ implies $(\Sigma_1, x_1) \approx_{\text{bis}} (\Sigma_3, x_3)$.

Notice that although in Lemma 8 we assume that the state maps are past induced and Markovian, this is not too restrictive. For example, all the examples that we discuss in the previous section have this property.

Assumption. In the remaining of this paper, we shall assume that state maps are past induced and Markovian.

IV. INTERCONNECTION OF STATE SYSTEMS

In the previous section we see how bisimulation is formulated as a notion of equivalence among state systems. In order to study bisimulation as congruence, we need to formalize the notion of interconnection of state systems.

Definition 9: Let $\Sigma_i = (\mathbb{T}, \mathbb{V} \times \mathbb{D}_i, \mathfrak{B}_i)$, $i = 1, 2$, be dynamical systems with their respective state maps x_1 and x_2 . The interconnection of the state systems (Σ_1, x_1) and (Σ_2, x_2) is defined as follows.

$$(\Sigma, x) := (\Sigma_1, x_1) \parallel (\Sigma_2, x_2),$$

where

$$\Sigma = (\mathbb{T}, \mathbb{V} \times \mathbb{D}_1 \times \mathbb{D}_2, \mathfrak{B}), \quad (32)$$

$$\mathfrak{B} := \{(v, d_1, d_2) \mid (v, d_1) \in \mathfrak{B}_1 \text{ and } (v, d_2) \in \mathfrak{B}_2\}, \quad (33)$$

$$x(v, d_1, d_2, t) := \begin{bmatrix} x_1(v, d_1, t) \\ x_2(v, d_2, t) \end{bmatrix}. \quad (34)$$

Thus, interconnection of state systems are defined for systems that have the same external signal space. Notice that the state space of the composed state system is a subset of the product of the state spaces of the individual state systems.

Example: Consider two continuous time LTI system

$$q_1 \left(\frac{d}{dt} \right) y(t) = p_1 \left(\frac{d}{dt} \right) u(t) + r_1 \left(\frac{d}{dt} \right) d_1(t), \quad (35)$$

$$q_2 \left(\frac{d}{dt} \right) u(t) = p_2 \left(\frac{d}{dt} \right) y(t) + r_2 \left(\frac{d}{dt} \right) d_2(t), \quad (36)$$

where p_i/q_i and r_i/q_i are strictly proper fractionals. Consider \mathbf{u} and \mathbf{y} as external variables, and \mathbf{d}_1 and \mathbf{d}_2 as internal variables. It is known (see, for example, [10]) that there exist $X_1 \left(\frac{d}{dt} \right)$ and $X_2 \left(\frac{d}{dt} \right)$ such that if we define

$$x_1(t) := X_1 \left(\frac{d}{dt} \right) \begin{bmatrix} y \\ u \\ d_1 \end{bmatrix}, \quad (37)$$

$$x_2(t) := X_2 \left(\frac{d}{dt} \right) \begin{bmatrix} y \\ u \\ d_2 \end{bmatrix}, \quad (38)$$

we can have the following state-space representation.

$$\frac{d}{dt} x_1 = A_1 x_1 + B_1 u + F_1 d_1, \quad (39)$$

$$y = C_1 x_1, \quad (40)$$

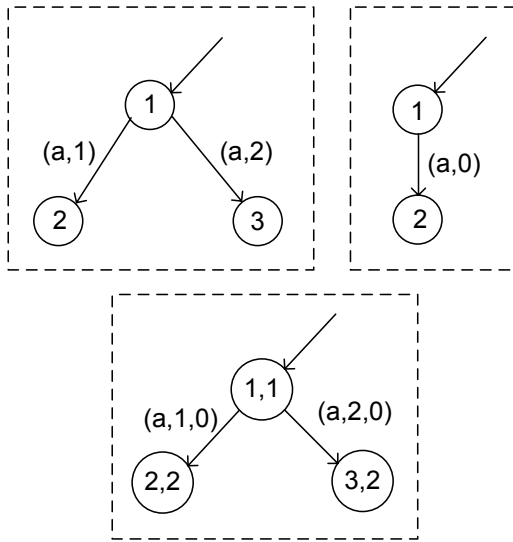


Fig. 2. Interconnection of automata as state systems. The automaton at the bottom is the result of interconnection of the two at the top.

for the first system, and

$$\frac{d}{dt}x_2 = A_2x_2 + B_2y + F_2d_2, \quad (41)$$

$$u = C_2x_2, \quad (42)$$

for the second system. Thus, (37) and (38) can be thought of as state maps of the respective system. We can consider the systems together with their respective state map to form state systems (Σ_1, x_1) and (Σ_2, x_2) . The interconnected state system is then given by the dynamical system that satisfies equations (39) - (42), and the state map is given as (37) and (38) together. It is quite easy to verify that the interconnected state system is then associated with the following state-space representation.

$$\frac{d}{dt} \begin{bmatrix} x_1 \\ x_2 \end{bmatrix} = \begin{bmatrix} A_1 & B_1C_2 \\ B_2C_1 & A_2 \end{bmatrix} \begin{bmatrix} x_1 \\ x_2 \end{bmatrix} + \begin{bmatrix} F_1 & 0 \\ 0 & F_2 \end{bmatrix} \begin{bmatrix} d_1 \\ d_2 \end{bmatrix}, \quad (43)$$

$$\begin{bmatrix} y \\ u \end{bmatrix} = \begin{bmatrix} C_1 & 0 \\ 0 & C_2 \end{bmatrix} \begin{bmatrix} x_1 \\ x_2 \end{bmatrix}. \quad (44)$$

□

Example: Consider the two automata on the top row of Figure 2. We assume that the alphabets (thus the signal spaces) of the automata can be factored into two parts. Thus the transitions are labeled with a pair, where the first element in the pair is the external signal and the second element is the internal signal. In this example, the external signal is denoted with the letter a , while the internal signal is denoted with numbers.

Notice that these automata are then deterministic automata, but if we hide information about the internal signal, the top left automaton is nondeterministic. The synchronization / interconnection of these automata as state systems results in the automaton at the bottom of the figure. Notice that the state space of the interconnected system is indeed a subset of the product of the state spaces of the individual systems. □

V. BISIMULATION AS CONGRUENCE

Now that we have covered the necessary preliminary materials, we can state the main result of this paper.

Theorem 10: Let $\Sigma_i = (\mathbb{T}, \mathbb{V} \times \mathbb{D}_i, \mathfrak{B}_i)$, $i = 1, 2, 3$, be dynamical systems with their respective state maps x_1, x_2 and x_3 . If $(\Sigma_1, x_1) \approx_{\text{bis}} (\Sigma_2, x_2)$ then

$$(\Sigma_1, x_1) \parallel (\Sigma_3, x_3) \approx_{\text{bis}} (\Sigma_2, x_2) \parallel (\Sigma_3, x_3). \quad (45)$$

Proof: First we define

$$(\Sigma, x) := (\Sigma_1, x_1) \parallel (\Sigma_3, x_3), \quad (46)$$

$$(\Sigma', x') := (\Sigma_2, x_2) \parallel (\Sigma_3, x_3). \quad (47)$$

Denote the state space of x_i as \mathcal{X}_i , $i = 1, 2, 3$. The state spaces of x and x' are given by (see Definition 9)

$$\mathcal{X} = \mathcal{X}_1 \times \mathcal{X}_3, \quad (48)$$

$$\mathcal{X}' = \mathcal{X}_2 \times \mathcal{X}_3. \quad (49)$$

We denote the behaviors of Σ and Σ' with \mathfrak{B} and \mathfrak{B}' respectively.

Since $(\Sigma_1, x_1) \approx_{\text{bis}} (\Sigma_2, x_2)$, there exists a bisimulation relation $\mathcal{R} \subset \mathcal{X}_1 \times \mathcal{X}_2$ as defined in Definition 6. We need to show that there also exists a bisimulation relation $\mathcal{R}' \subset \mathcal{X} \times \mathcal{X}'$ so that (45) holds. We can construct \mathcal{R}' as follows. For any $(\xi, \zeta) \in \mathcal{X}$ and $(\xi', \zeta') \in \mathcal{X}'$,

$$((\xi, \zeta), (\xi', \zeta')) \in \mathcal{R}' \Leftrightarrow (\xi, \xi') \in \mathcal{R} \text{ and } \zeta = \zeta'. \quad (50)$$

We now have to prove that \mathcal{R}' is indeed a bisimulation relation. First, we prove that for any $(\xi, \zeta) \in \mathcal{X}$, there exists a state $(\xi', \zeta') \in \mathcal{X}'$ such that $((\xi, \zeta), (\xi', \zeta')) \in \mathcal{R}'$. We shall construct such a $(\xi', \zeta') \in \mathcal{X}'$. Since \mathcal{R} is a bisimulation relation, from Definition 6 we know that there exists a $\xi'' \in \mathcal{X}_2$ such that $(\xi, \xi'') \in \mathcal{R}$. Moreover, from (49), we know that $(\xi'', \zeta) \in \mathcal{X}'$. Therefore we can take $(\xi', \zeta') = (\xi'', \zeta)$ and obtain $((\xi, \zeta), (\xi', \zeta')) \in \mathcal{R}'$. We also have to prove that for any $(\xi', \zeta') \in \mathcal{X}'$, there exists a state $(\xi, \zeta) \in \mathcal{X}$ such that $((\xi, \zeta), (\xi', \zeta')) \in \mathcal{R}'$. However, since this proof is analogous to the one we just constructed, we shall not display it.

We also need to show that if we take any $((\xi, \zeta), (\xi', \zeta')) \in \mathcal{R}'$, then, given any $w := (v, d_1, d_3) \in \mathfrak{B}$ and $t_1 \in \mathbb{T}$ such that $x_1(v, d_1, t_1) = \xi$ and $x_3(v, d_3, t_1) = \zeta$, the following holds. If $t_2 \in \mathbb{T}$ is such that there exists a $w' := (v', d_2', d_3') \in \mathfrak{B}'$ such that $x_2(v', d_2', t_2) = \xi'$ and $x_3(v', d_3', t_2) = \zeta'$, then there exists a $(d_2'', d_3'') \in \pi_d \mathfrak{B}'$ such that if we define

$$v'' := v' \wedge_{t_1}^{t_2} v, \quad (51)$$

$$w'' := (v'', d_2'', d_3''), \quad (52)$$

we have that

$$w'' \in \mathfrak{B}', \quad (53)$$

$$x_2(v'', d_2'', t_2) = \xi', \quad (54)$$

$$x_3(v'', d_3'', t_2) = \zeta', \quad (55)$$

$$d_2''(\tau) = d_2'(\tau), \forall \tau \leq t_2, \quad (56)$$

$$d_3''(\tau) = d_3'(\tau), \forall \tau \leq t_2, \quad (57)$$

and for all $\tau > t_2$,

$$(x(w, \tau - t_2 + t_1), x'(w'', \tau)) \in \mathcal{R}'. \quad (58)$$

By the construction of \mathcal{R}' , we know that $(\xi, \xi') \in \mathcal{R}$ and $\zeta = \zeta'$. Since $(\xi, \xi') \in \mathcal{R}$, we know that there exists a $d_2'' \in \pi_d \mathfrak{B}_2$ such that $(v'', d_2'') \in \mathfrak{B}_2$, (54) and (56) hold, and for all $\tau > t_2$,

$$(x_1(v, d_1, \tau - t_2 + t_1), x_2(v'', d_2'', \tau)) \in \mathcal{R}. \quad (59)$$

Since $\zeta = \zeta'$, if we construct d_3'' as $d_3'' := d_3' \wedge_{t_1}^{t_2} d_3$, then by the state property we shall have that $(v'', d_3'') \in \mathfrak{B}_3$, (55) and (57) hold, and for all $\tau > t_2$,

$$x_1(v, d_1, \tau - t_2 + t_1) = x_3(v'', d_3'', \tau). \quad (60)$$

Notice that (60) holds because of the Markovian property, and that we have established (53). Furthermore, (58) is implied by the construction of \mathcal{R}' , (59) and (60).

Formally, we have only proven that \mathcal{R}' is a simulation of (Σ, x) by (Σ', x') . The proof of the converse is completely analogous to the proof above. ■

This result concurs with the following results.

Continuous time LTI systems. In [10] it is proven that two continuous time LTI systems of a particular form are bisimilar if and only if their external behaviors are equal. By external behavior we mean the projection of the behavior to the external signal space. Theorem 10 implies that external behavior equality is a congruence, which is known, and proven, for example in [10].

Discrete event systems. Consider again the automata in Figure 2. It is obvious that the automata on the top row are bisimilar. Now, consider the interconnection between the automaton on the top right with itself. It is not difficult to see that the result of this interconnection is bisimilar to the automaton at the bottom of the figure. This fact is also implied by Theorem 10.

VI. CONCLUDING REMARKS

In this paper we show that bisimulation in the behavioral setting has the congruence property. The congruence property makes bisimulation a suitable notion of systems equivalence to use in the context of systems interconnection.

The behavioral framework is general, it is not restricted to any particular class of systems. To show it, we present examples, in which the theory can be applied. These examples are in the form of linear systems and discrete automata. However, the application of the theory is not restricted on these systems only. A more general class of systems, namely hybrid systems, can also benefit from it. In [10] it is shown how hybrid systems can be cast in the behavioral framework. Therefore, the results that we obtain here can be applied for hybrid systems, as well as other classes of systems that can be cast in the behavioral framework.

A possible future research direction, following up the results presented here, is as follows. In the typical setup of control problems in the behavioral setting, systems equivalence is interpreted as behavioral equality [16], [17], [18], [10]. Thus, the problem can be summarized as follows. Given \mathcal{P} and \mathcal{S} , find \mathcal{C} such that $\mathcal{P} \parallel \mathcal{C} \approx \mathcal{S}$.

The symbols \mathcal{P} , \mathcal{C} , and \mathcal{S} denote the plant system, the controller, and the specification respectively. The equivalence \approx

typically means behavioral equality. Some general solutions of this kind of problems are given in the above mentioned references. It is interesting to see how we can formulate the problem with \approx being interpreted as bisimulation. Generally, the solutions for the case where \approx means behavioral equality cannot be applied, since bisimilarity is generally more strict than behavioral equality.

VII. ACKNOWLEDGEMENT

The research presented in this paper is was conducted at the Dept. Applied Mathematics, University of Twente, The Netherlands. It was funded by the Netherlands Organization for Scientific Research (NWO) grant through project number 617.023.002 (Compositional Analysis and Specification of Hybrid Systems).

REFERENCES

- [1] R. Milner, *Communication and concurrency*. Prentice Hall International, 1989.
- [2] D. Park, "Concurrency and automata on infinite sequences," in *5th GI Conference on Theoretical Computer Science*. Berlin: Springer-Verlag, 1981, pp. 167–183.
- [3] R. Alur, T. A. Henzinger, G. Lafferriere, and G. J. Pappas, "Discrete abstractions of hybrid systems," *Proceedings of the IEEE*, vol. 88, pp. 971–984, 2000.
- [4] G. Pola, A. J. van der Schaft, and M. D. Di Benedetto, "Bisimulation theory for switching linear systems," in *Proc. 43rd IEEE Conference on Decision and Control*. Bahamas: IEEE, 2004.
- [5] A. J. van der Schaft, "Equivalence of hybrid dynamical systems," in *Proceedings of the Mathematical Theory of Networks and Systems*, Leuven, July 2004.
- [6] G. J. Pappas, "Bisimilar linear systems," *Automatica*, vol. 39, pp. 2035–2047, December 2003.
- [7] A. J. van der Schaft, "Equivalence of dynamical systems by bisimulation," *IEEE Trans. Automatic Control*, vol. 49, no. 12, pp. 2160–2172, December 2004.
- [8] —, "Bisimulation of dynamical systems," in *Proceedings 7th Int'l Workshop on Hybrid Systems : Computation and Control*. Philadelphia: Springer-Verlag, 2004.
- [9] A. A. Julius and A. J. van der Schaft, "State maps of general behaviors, their lattice structure and bisimulation," in *Proc. Mathematical Theory of Networks and Systems*, Leuven, July 2004.
- [10] A. A. Julius, "On interconnection and equivalence of continuous and discrete systems: a behavioral perspective," Ph.D. dissertation, University of Twente, The Netherlands, February 2005.
- [11] R. Alur, T. A. Henzinger, G. Lafferriere, and G. J. Pappas, "Discrete abstraction of hybrid systems," *Proc. of the IEEE*, vol. 88, pp. 971–984, July 2000.
- [12] J. M. Davoren and A. Nerode, "Logics for hybrid systems," *Proc. of the IEEE*, vol. 88, pp. 985 – 1010, July 2000.
- [13] J. W. Polderman and J. C. Willems, *Introduction to Mathematical Systems Theory: A Behavioral Approach*. New York: Springer, 1998.
- [14] C. G. Cassandras and S. Lafortune, *Introduction to Discrete Event Systems*. Kluwer, 1999.
- [15] J. E. Hopcroft, R. Motwani, and J. D. Ullman, *Introduction to automata theory, languages, and computation*, 2nd ed. Addison Wesley, 2001.
- [16] A. J. van der Schaft and A. A. Julius, "Achievable behavior by composition," in *Proceedings 41st IEEE Conf. Decision and Control*. Las Vegas: IEEE, 2002, pp. 7–12.
- [17] M. N. Belur and H. L. Trentelman, "Stabilization, pole placement and regular implementability," *IEEE Trans. Automatic Control*, vol. 47, pp. 735–744, 2002.
- [18] M. N. Belur, "Control in a behavioral context," Ph.D. dissertation, University of Groningen, June 2003.