



3-23-2012

Spherical Collapse in $f(R)$ Gravity

Alexander Borisov
University of Pennsylvania

Bhuvnesh Jain
University of Pennsylvania, bjain@physics.upenn.edu

Pengjie Zhang
Shanghai Astronomical Observatory

Follow this and additional works at: http://repository.upenn.edu/physics_papers

 Part of the [Physics Commons](#)

Recommended Citation

Borisov, A., Jain, B., & Zhang, P. (2012). Spherical Collapse in $f(R)$ Gravity. Retrieved from http://repository.upenn.edu/physics_papers/230

Borisov, A., Jain, B., & Zhang, P. (2012). Spherical Collapse in $f(R)$ Gravity. *Physical Review D*, 85(6), 063518. doi: 10.1103/PhysRevD.85.063518
© 2012 American Physical Society

This paper is posted at ScholarlyCommons. http://repository.upenn.edu/physics_papers/230
For more information, please contact repository@pobox.upenn.edu.

Spherical Collapse in $f(R)$ Gravity

Abstract

We use one-dimensional numerical simulations to study spherical collapse in the $f(R)$ gravity models. We include the nonlinear self-coupling of the scalar field in the theory and use a relaxation scheme to follow the collapse. We find an unusual enhancement in density near the virial radius which may provide observable tests of gravity. We also use the estimated collapse time to calculate the critical overdensity δ_c used in calculating the mass function and bias of halos. We find that analytical approximations previously used in the literature do not capture the complexity of nonlinear spherical collapse.

Disciplines

Physical Sciences and Mathematics | Physics

Comments

Borisov, A., Jain, B., & Zhang, P. (2012). Spherical Collapse in $f(R)$ Gravity. *Physical Review D*, 85(6), 063518. doi: [10.1103/PhysRevD.85.063518](https://doi.org/10.1103/PhysRevD.85.063518)

© 2012 American Physical Society

Spherical collapse in $f(R)$ gravityAlexander Borisov,¹ Bhuvnesh Jain,¹ and Pengjie Zhang^{2,*}¹*Department of Physics and Astronomy, University of Pennsylvania, Philadelphia, Pennsylvania 19104, USA*²*Key Laboratory for Research in Galaxies and Cosmology, Shanghai Astronomical Observatory,
Nandan Road 80, Shanghai, 200030, China*

(Received 13 March 2011; published 23 March 2012)

We use one-dimensional numerical simulations to study spherical collapse in the $f(R)$ gravity models. We include the nonlinear self-coupling of the scalar field in the theory and use a relaxation scheme to follow the collapse. We find an unusual enhancement in density near the virial radius which may provide observable tests of gravity. We also use the estimated collapse time to calculate the critical overdensity δ_c used in calculating the mass function and bias of halos. We find that analytical approximations previously used in the literature do not capture the complexity of nonlinear spherical collapse.

DOI: [10.1103/PhysRevD.85.063518](https://doi.org/10.1103/PhysRevD.85.063518)

PACS numbers: 98.65.Dx, 04.50.-h, 95.36.+x

I. INTRODUCTION

The energy contents of the Universe pose an interesting puzzle, in that general relativity (GR) plus the Standard Model of particle physics can only account for about 4% of the energy density inferred from observations. By introducing dark matter and dark energy, which account for the remaining 96% of the total energy budget of the Universe, cosmologists have been able to account for a wide range of observations, from the overall expansion of the Universe to the large-scale structure of the early and late Universe [1]. The dark matter/dark energy scenario assumes the validity of GR at galactic and cosmological scales and introduces exotic components of matter and energy to account for observations. Since GR has not been tested independently on these scales, a natural alternative is that GR itself needs to be modified on large scales. Two classes of modified gravity (MG) models are higher-dimensional scenarios such as the DGP model, and modifications to the Einstein-Hilbert action known as $f(R)$ models [2–4]. By design, successful MG models are difficult to distinguish from viable DE models against observations of the expansion history of the Universe. However, in general they predict a different growth of perturbations which can be tested using observations of large-scale structure (LSS) [5–21].

Recently the nonlinear regime of structure formation in MG theories has been explored through simulations and analytical studies. Both the DGP and $f(R)$ models have a mechanism that restores the theory to GR on small scales. Recent studies of $f(R)$ theories have focused on the effects of the chameleon field which alters the dynamics of mass clustering in high density environments such as galaxy halos. A series of papers [22–26] have explored the consequences of this evolution through simulations and comparison to analytical predictions. Similar efforts

have been made to study large-scale structure formation in DGP [27–30].

The evolution of isolated spherical overdensities in an expanding Universe provides a useful approximation for structure formation in the Universe. Although spherical collapse is just one idealized model for the formation of structure, it captures many crucial features of realistic mass distributions. This has been demonstrated by its successful applications in predicting the halo mass function, halo bias and merger history in the Λ CDM cosmology. Spherical collapse is sensitive to the nature of gravity, matter, and energy.

Spherical collapse in GR with cold dark matter and smooth dark energy is unique in several aspects. For a spherical shell enclosing a fixed mass M , its collapse rate does not rely on the environment nor the internal density profile. Furthermore, an initial top-hat spherical region remains a top-hat during the collapse. Finally, after virialization, we have the simple relation $2K + W = 0$ between the total kinetic energy K and the potential energy W . All these interesting properties rely on the r^{-2} behavior of the gravitational force. Modifications to GR often destroy the characteristic properties described above: spherical collapse can become dependent on environment and internal structure, rendering an initial top-hat density profile non-top-hat and changing the conversion efficiency from potential energy to kinetic energy. If gravity indeed deviates from GR, we expect that at least some of these modifications would survive in realistic galaxies and galaxy clusters and serve as tests of modified gravity.

Because of the complicated behavior of gravity in $f(R)$ models spherical collapse no longer has analytical solutions. The purpose of this paper is to study spherical collapse through one-dimensional numerical simulations. Schmidt *et al.* [23] have used large-scale simulations, coupled with analytical approximations for spherical collapse, to predict the halo mass functions, linear bias, and density profiles for the $f(R)$ model of Hu and Sawicki [22] and compared them to the standard model

*borisov@alumni.upenn.edu

of cosmology—the Λ CDM model. In addition analytical calculations have been done in the two limiting cases of the $f(R)$ model:

- (1) The strong field regime, where $f(R)$ behaves like Λ CDM, but with a larger Newton's constant (by a factor of $4/3$).
- (2) The weak field regime, where there is no observable difference from the Standard Model.

The results from these bounding situations have been compared to simulations by [23] and the observed differences have been discussed. Since the strength of gravity in $f(R)$ gravity lies inside these two limiting cases, a reasonable expectation is that the evolved observable quantities should also lie within the limiting cases. We will explore the validity of such an assumption by performing a direct simulation of a spherical collapse of an isotropic object. As chameleon $f(R)$ theories exhibit highly nonlinear behavior and there exist coupled fields, it is worth checking through explicit calculation the naive expectation based on limiting cases.

As described in [24] for simulations of $f(R)$ gravity, the solution for the potential driving the dynamics of the evolution is coupled with the solution for the scalar field f_R [22]. In our case we deal with isotropic objects and thus have a one-dimensional system. In Sec. II we present the radial equation for the f_R field. In Sec. III we describe the simulation scheme for numerically solving the aforementioned equation. Sec. IV describes the results, focusing on the distinct features of spherical collapse in $f(R)$ gravity, while Sec. V connects our results to the mass function. We conclude in Sec. VI.

II. RADIAL EQUATIONS FOR SPHERICAL COLLAPSE

In general $f(R)$ models are a modification of the Einstein-Hilbert action of the form

$$S = \int d^4x \sqrt{-g} \left[\frac{R + f(R)}{2\kappa^2} \right], \quad (1)$$

where R is the curvature and $\kappa^2 = 8\pi G$. The particular form chosen by [22] is

$$f(R) = -m^2 \frac{c_1(R/m^2)^n}{c_2(R/m^2)^n + 1} \quad (2)$$

with

$$m^2 \equiv \frac{\kappa^2 \bar{\rho}_0}{3} = (8315 \text{ Mpc})^{-2} \left(\frac{\Omega_m h^2}{0.13} \right). \quad (3)$$

The properties of the model are well described by the auxiliary field $f_R \equiv \frac{df(R)}{dR}$. Λ CDM expansion history with a cosmological constant Ω_Λ is obtained if we set

$$\frac{c_1}{c_2} \approx 6 \frac{\Omega_\Lambda}{\Omega_m}. \quad (4)$$

We choose to work with $n = 1$, which leaves one free parameter $f_{R0} \approx -n \frac{c_1}{c_2} (\frac{12}{\Omega_m} - 9)^{-n-1}$ to parametrize the model. Following [24], which set up the 3D simulation framework for the $f(R)$ chameleon model, we start with the trace of the Einstein equations in the quasistatic limit, and the Poisson equation

$$\nabla^2 f_R = \frac{1}{3c^2} [\delta R(f_R) - 8\pi G \delta \rho] \quad (5)$$

$$\nabla^2 \phi = \frac{16\pi G \rho_0}{3} \delta \rho - \frac{1}{6} \delta R(f_R). \quad (6)$$

For the purposes of numerical calculations we need to define relevant dimensionless quantities, and we switch to comoving coordinates. Thus we adopt the definition of code units [24,31,32]

$$\begin{aligned} \tilde{r} &= \frac{x}{r_0 a}, & \tilde{t} &= t H_0, & \tilde{\rho} &= a^3 \frac{\rho}{\rho_0}, & \tilde{R} &= a^3 \frac{R}{R_0}, \\ \tilde{c} &= \frac{c}{r_0 H_0}, & \tilde{\phi} &= \frac{\phi}{\phi_0}, & \tilde{v} &= a \frac{v}{v_0}, \end{aligned} \quad (7)$$

where

$$\begin{aligned} \rho_0 &= \rho_{c,0} \Omega_{M,0}, & R_0 &= \frac{8\pi G \rho_0}{3}, \\ \phi_0 &= (r_0 H_0)^2, & v_0 &= r_0 H_0 \end{aligned} \quad (8)$$

and r_0 is an appropriate length scale (used, for example, to define the size of the overdensity). Bare symbols X are physical coordinates/quantities while symbols with tilde \tilde{X} are code quantities, symbols with bars \bar{X} are average physical, and symbols with both bar and tilde $\bar{\tilde{X}}$ are average code quantities.

Equations (5) and (6) then become the following in code units (Eqs. 25, 27 in [24]):

$$\tilde{\nabla}^2 \delta f_R = \frac{\Omega_{M,0}}{a \tilde{c}^2} \left[\frac{\delta \tilde{R}}{3} - \delta \right] \quad (9)$$

$$\tilde{\nabla}^2 \tilde{\phi} = \frac{\Omega_{M,0}}{a} \left[-\frac{\delta \tilde{R}}{6} + 2\delta \right], \quad (10)$$

where

$$\delta = \frac{\rho - \bar{\rho}}{\bar{\rho}} = \tilde{\delta}. \quad (11)$$

The next step is to express $\delta \tilde{R}$ in terms of f_R in code coordinates. We start with (Eq 9 in [24]):

$$\tilde{R} = 8\pi G \bar{\rho}_M \left(\frac{1}{a^3} + 4 \frac{\Omega_{\Lambda,0}}{\Omega_{M,0}} \right). \quad (12)$$

This is the average curvature in the $f(R)$ model. Thus,

$$\frac{\bar{R}}{R_0} = 3 \frac{\bar{\rho}_M}{\rho_0} \left(\frac{1}{a^3} + 4 \frac{\Omega_{\Lambda,0}}{\Omega_{M,0}} \right). \quad (13)$$

We arrive at

$$\frac{\bar{R}}{R_0} = 3 \left(\frac{1}{a^3} + 4 \frac{\Omega_{\Lambda,0}}{\Omega_{M,0}} \right). \quad (14)$$

From that we also have

$$\frac{\bar{R}(a=1)}{R_0} = 3 \left(1 + 4 \frac{\Omega_{\Lambda,0}}{\Omega_{M,0}} \right). \quad (15)$$

We also need the relation between f_R and R . Using (Eq. 12 in [24]), defining $\tilde{f}_R(a=1) = f_{R0}$, and working in the case $n=1$ we see that

$$\frac{f_R}{f_{R0}} = \left(\frac{\bar{R}(a=1)}{R} \right)^2. \quad (16)$$

This leads to

$$\frac{R}{R_0} = \frac{R}{\bar{R}(a=1)} \frac{\bar{R}(a=1)}{R_0} = 3 \left(1 + 4 \frac{\Omega_{\Lambda,0}}{\Omega_{M,0}} \right) \sqrt{\frac{f_{R0}}{f_R}}. \quad (17)$$

For further use we will also need

$$\sqrt{\frac{f_{R0}}{f_R}} = \frac{\bar{R}}{\bar{R}(a=1)} = \frac{\left(\frac{1}{a^3} + 4 \frac{\Omega_{\Lambda,0}}{\Omega_{M,0}} \right)}{\left(1 + 4 \frac{\Omega_{\Lambda,0}}{\Omega_{M,0}} \right)}. \quad (18)$$

We can now obtain for the perturbation in the Ricci scalar

$$\begin{aligned} \delta \tilde{R} &= \tilde{R} - \bar{R} = \frac{a^3}{R_0} (R - \bar{R}) = \frac{a^3}{R_0} \delta R \\ &= 3a^3 \left(1 + 4 \frac{\Omega_{\Lambda,0}}{\Omega_{M,0}} \right) \left[\sqrt{\frac{f_{R0}}{f_R}} - \frac{\left(\frac{1}{a^3} + 4 \frac{\Omega_{\Lambda,0}}{\Omega_{M,0}} \right)}{\left(1 + 4 \frac{\Omega_{\Lambda,0}}{\Omega_{M,0}} \right)} \right]. \end{aligned} \quad (19)$$

From now on we will use only code quantities and drop the tilde notation. Noting that

$$\frac{1}{r^2} \frac{\partial}{\partial r} \left(r^2 \frac{\partial X}{\partial r} \right) = \frac{1}{r} \frac{\partial^2 (rX)}{\partial r^2} \quad (20)$$

let us consider the following substitution used to avoid the possibility of the solution for $f(R)$ becoming positive (as this is nonphysical) and the iterative scheme failing. Controlling the numerical errors for very small values of the $f(R)$ field is very difficult and the solution can easily jump into the forbidden region and stop the simulation. The substitution allows for extending the domain of validity and avoiding this numerical instability:

$$f_R = \frac{\tilde{f}_R e^u}{r}. \quad (21)$$

Expanding the Laplacian (in code units) we arrive at the following equation for f_R :

$$\tilde{f}_R \frac{1}{r} \frac{\partial^2}{\partial r^2} e^u = \frac{\Omega_{M,0}}{a \tilde{c}^2} \left[a^3 \left(\frac{1}{a^3} + 4 \frac{\Omega_{\Lambda,0}}{\Omega_{M,0}} \right) (\sqrt{r} e^{-u/2} - 1) - \delta \right]. \quad (22)$$

Additionally we will convert it to a system of two first-order ODEs using an auxiliary function

$$y = \frac{\partial}{\partial r} e^u = e^u \frac{\partial}{\partial r} u = e^u u'. \quad (23)$$

So the system with explicit r dependence looks like

$$u'(r) = e^{-u(r)} y(r) \quad (24)$$

$$y'(r) = \frac{r}{\tilde{f}_R} \frac{\Omega_{M,0}}{a \tilde{c}^2} \left[a^3 \left(\frac{1}{a^3} + 4 \frac{\Omega_{\Lambda,0}}{\Omega_{M,0}} \right) (\sqrt{r} e^{-u(r)/2} - 1) - \delta(r) \right]. \quad (25)$$

A detailed description of the relaxation method used to solve this system is presented in Appendix A.

Considering that we can approximate $r_{fi} \sim r_\infty$, where r_{fi} is the upper boundary of integration in code coordinates, we can impose the boundary condition that $f_R(r_{fi}) = \tilde{f}_R$ which translates to $u(r_{fi}) = \ln(r_{fi})$. As the relaxation scheme requires two boundary points we will impose a condition on the inner boundary. We do not know the solution in the center of a collapsing isotropic mass distribution. What we know is that it has to be symmetrical. We also expect the solution in the center to be screened from the solution outside of the sphere by the thin screen (that is we expect to have a chameleon effect). This means that very close to the center we expect to have behavior very similar to that of a homogeneous universe with that average density—but that would be a constant solution and thus zero derivative $f'_R(0) = 0$.

III. SIMULATION SCHEME

To obtain the time evolution in the simulation, at each time step we proceed as follows:

- (1) Given an initial density profile (from the previous time step) we compute the corresponding solution for the f_R field. Under the quasistatic approximation that we adopt, the gravity field is completely determined by the density distribution at the same epoch.
- (2) This allows us to compute the solution for the Newtonian potential that drives the dynamics.
- (3) The mass shells are then moved according to the dynamics equations [24]

$$\frac{d\tilde{r}}{da} = \frac{\tilde{p}}{\dot{a} a^2} \quad (26)$$

and

$$\frac{d\tilde{p}}{da} = -\frac{\nabla\tilde{\phi}}{\dot{a}}, \quad (27)$$

where $\dot{a} = a^{-1/2}\sqrt{\Omega_{M,0} + \Omega_{\Lambda,0}a^3}$, as we tune the expansion of the universe to be the same as in Λ CDM.

- (4) After the particles (shells) have been moved we can compute the new density distribution and proceed to a new time step thus closing the cycle.

Code tests

An important issue in the case of numerical simulations is testing the code (we utilized Mathematica 7) for stability and accuracy. The following have been checked:

- (1) Self-consistency: as per [24] we can start with an analytical function for $f_R(r)$. This can be analytically solved to obtain a corresponding density distribution. Now we can plug that density distribution in the numerical code and check how well the obtained solution reproduces the original analytical function. We observe deviations of the order less than 10^{-7} .
- (2) During the relaxation scheme a measure of our accuracy is the residual relative size of the elements in the vector \mathbf{b} [Eq. (A13)] as compared to the size of the corresponding elements of the solution $\frac{\Delta y_k}{y_k}$. This tells us how much we need to correct the solution obtained by the previous step in the relaxation. A sample plot of these as a function of time iteration step is provided at Fig. 1.
- (3) We have also checked the simulation for analytically solvable dynamics. In particular we observe that for simulations of 20 000 time iterations we recover the analytical results (turn-around radius, virial radius, collapse time) for the Einstein-De Sitter (matter dominated $\Omega_m = 1$) model within 0.3%. This is the dominant numerical error.

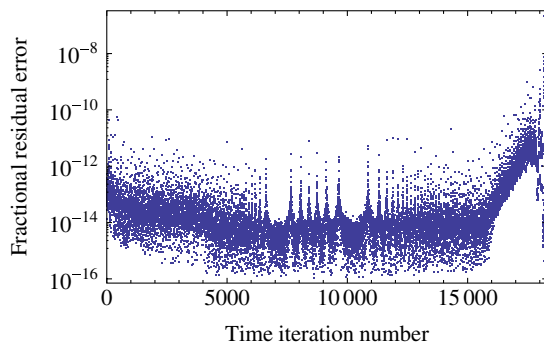


FIG. 1 (color online). Fractional residuals in the solution for f_R at the final step of the relaxation process as a function of the time step.

IV. VIRIALIZATION IN $f(R)$ GRAVITY

An important question we need to address is how to identify the epoch at which a collapsing object reaches its virial radius. In the cases of Einstein-De Sitter ($\Omega_{M,0} = 1$) and Λ CDM universes we have analytic solutions [23] (Appendix A), but that is not so in the case of $f(R)$ gravity. What we do employ is a step by step calculation of the Virial condition. Let us look at energy conservation. The total velocity $v^t = dx/dt = d(ar)/dt = \dot{a}r + v$, where $x = ar$ is the physical distance, r is the comoving distance, and $v = \dot{a}r$ is the proper peculiar velocity. The acceleration equation is

$$\frac{d(av)}{dt} = -\frac{d\phi}{dr}. \quad (28)$$

On the other hand, v^t satisfies another equation

$$\dot{v}^t = -\frac{d\phi^t}{dx}; \quad \phi^t = \phi - \frac{1}{2}a\ddot{a}r^2. \quad (29)$$

It is the case that v^t and ϕ^t are the relevant quantities for the virial theorem. To see it, let us consider a simple case that ϕ^t does not vary with time. Multiplying v^t to both sides and integrating over t , we obtain the familiar energy conservation

$$\frac{1}{2}(v^t)^2 + \phi^t = \text{constant}. \quad (30)$$

Multiply Eq. (29) by x , we obtain

$$\frac{d}{dt}(xv^t) - (v^t)^2 = -x\frac{d\phi^t}{dx}. \quad (31)$$

This equation is satisfied at all times. After virialization, we then take the average of the above equation for all particles. Now the velocity of particles is random (no correlation with x), so we have $\langle xv^t \rangle = 0$. Then

$$\langle (v^t)^2 \rangle = \left\langle x \frac{d\phi^t}{dx} \right\rangle. \quad (32)$$

An equivalent expression, which can be applied straightforwardly, is

$$2K \equiv \int (v^t)^2 dM = \int x \frac{d\phi^t}{dx} dM. \quad (33)$$

Here, K is the total kinetic energy. The integral is over the region of mass M . This is the general expression of the virial theorem. One can check in the case of Newtonian gravity, $\phi^t \propto M/x$ and $\int x d\phi^t/dx dM = -\int \phi^t dM \equiv -W$, this reduces to familiar form of the virial theorem, $2K + W = 0$. See discussion in [30] for the pitfalls of using the Newtonian potential energy rather than the RHS of Eq. (29) for modified gravity or general quintessence models. For the purposes of the simulation we need to express the above formulas in terms of comoving code coordinates given by Eqs. (7) and (8). It is straightforward to obtain

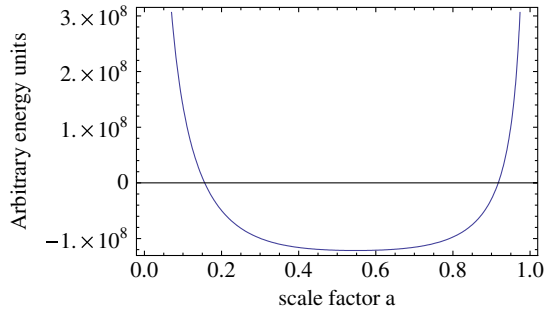


FIG. 2 (color online). Evolution of the virial term. Observe that there are two points where it crosses zero. We are interested in the one that happens after turnaround.

$$K = r_0^2 \int dM \left(\tilde{r} \dot{a} + \frac{H_0 \tilde{p}}{a} \right)^2 \quad (34)$$

for the kinetic term, and

$$W = r_0^2 \int dM \tilde{r} \left(H_0^2 \frac{d\tilde{\phi}}{d\tilde{r}} - \tilde{r} a \ddot{a} \right) \quad (35)$$

for the potential term. These are subsequently discretized and the sum is over the region with relevant mass.

As expected in the case of GR (EDS and Λ CDM) the epoch at which the sum of these two terms is zero coincides with the analytically predicted epoch of reaching the virial radius [23,33]:

$$\eta = \frac{\rho_{\text{eff}}}{(1+F)\rho_m} = \frac{2\Omega_\Lambda}{(1+F)\Omega_m a^{-3}(1+\delta)} \quad (36)$$

$$\eta = \frac{2s-1}{2s^3-1},$$

where $s = r_v/r_{TA}$ is the ratio of the virial radius and the maximal radius at turnaround. All relevant quantities are defined at turnaround.

In our simulations we observe that the difference between the analytical result and our evaluation is of order 10^{-5} for 20 000 time steps. We expect a similar level of accuracy to hold in the case of $f(R)$ modifications. Thus we define the epoch of achieving virial radius in $f(R)$ by the moment when this sum becomes zero during simulations. As per Fig. 2 observe that there are two moments when this condition is satisfied. We are obviously interested in the second one, which occurs after passing the turnaround point.

Density enhancement at the virial radius

For the study of spherical collapse in ordinary GR an initial top-hat density distribution is very convenient as it remains a top-hat during collapse. (In other words a top-hat is a Green's function for the spherical collapse evolution operator in GR). This allows for a straightforward definition of the key variables for spherical collapse—in particular δ_c and Δ_{vir} . This is not the case for modified gravity

theories. Unfortunately we do not know what profile would be the analogous Green's function. We can still compute the evolution of an initial top-hat distribution and try to compute δ_c and Δ_{vir} in a similar way.

We find that at the outer edge of the initial distribution the density becomes very large. This can lead to observable signatures for cluster halos, e.g. in weak lensing mass profiles. This effect appears qualitatively consistent with arising from chameleon screening. As the Universe expands the size of the background f_R field increases and we approach the high-field limit of the $f(R)$ theory—where it behaves as GR with enhanced Newton's constant. This means that the outer edge collapses faster than it would in regular GR. The inside of the collapsing object, though, is under the effect of the chameleon and the solution for the f_R field becomes much smaller and thus the collapse slows down to approach the one in GR with Newton's constant. This makes the edge more and more dense as compared to the inside of the object, and this creates a positive feedback. The higher the edge density the stronger its screening effect and the inside slows down even further thus enhancing the accumulation of matter at the edge.

There is an interesting possibility (Justin Khoury, private communication): this density enhancement at the edge can separate the inside and the outside with an underdensity. We actually observe that the solution for f_R starts exhibiting that kind of behavior in the very late stages of the collapse, but it is very close to the epoch of reaching virial radius so the effect is not observable in the density profiles. Clearly there are several issues in the late stages of spherical collapse that merit further study.

The edge effect leads to difficulties in the numerical integration for the initial top-hat. We therefore smooth out the edge with a Gaussian, which reduces the strength of the positive feedback and allows for stable evolution of the collapse. This smoothing is applied only to the original profile (step 1 of the simulation). The complicated part of that approach is that, as Birkhoff's theorem is not satisfied in $f(R)$ models of gravity, the end result significantly depends on the environment, and, in particular, what smoothing is used.

The smoothed profile has one parameter, the dispersion of the Gaussian, which allows for controlling how close we are to a pure top-hat density distribution. The profile is

$$\delta(r) = \delta_{\text{in}}(\text{He}(r) - \text{He}(r - r_{TH})) + \delta_{\text{in}} \text{He}(r - r_{TH}) e^{-(r-r_{TH})^2/(2\sigma)^2}, \quad (37)$$

where He is the Heavyside step function.

Even with smoothing, though, the code becomes unstable beyond reaching the epoch of the virial radius, preventing us from achieving collapse to singularity—the epoch of collapse. We utilize a sequence of initial profiles, each of which has a pure top-hat part and then is smoothed with a Gaussian with varying dispersions (Fig. 3) that bring us closer and closer to a pure top-hat distribution. In Fig. 4

we show a comparison of the density profiles at virialization between $f(R)$ and Λ CDM. In each case the starting profile and mass ($1.5 \times 10^{14} M_{\odot}$) are the same. They achieve virialization at different epochs.

V. IMPLICATIONS FOR THE MASS FUNCTION: THE COLLAPSE THRESHOLD δ_c

Reference [23] dealt with spherical collapse in an analytical way (Appendix A) by solving the two limiting cases for the strength of the effective Newton's constant in the $f(R)$ model of gravity. The prediction in the end is that the fundamental quantities should lie inside of the region bound by the values of the two limiting cases. In particular they are identified by the value of the parameter F which governs the strength of the effective Newton's constant. Regular GR corresponds to $F = 0$ and the strong field limit to $F = 1/3$. For $\Omega_{M,0} = 0.24$ these imply $\delta_c = 1.673$ for $F = 0$, and $\delta_c = 1.692$ for $F = 1/3$.

Computing δ_c is straightforward in Λ CDM with GR. For a given starting epoch a_{in} we need to find an initial overdensity $\delta_{\text{in,GR}}$, which would collapse to a singularity at the present time. Then we just need to evolve that initial overdensity to present time via the linear growth factor. In the case of Λ CDM this can be performed analytically ([34] Appendix A). In the case of $f(R)$ modified gravity there are two complications:

- (1) The linear growth factor is scale dependent.
- (2) Our simulation allows us to only reach the epoch of reaching the virial radius and not the epoch of collapse.

Resolving the first issue is not a complicated task. The solution is to go to Fourier space and convolve the linear growth factor at the epoch of collapse (normalized with the growth factor at the initial epoch) with the Fourier image of a top-hat function. After that, we need to Fourier transform back to physical space, which is greatly simplified, as we are interested only at the value at $r = 0$, and sums up to the evaluation of an integral.

Next we deal with the problem of estimating the collapse epoch. The numerical issues we have with the development of a density spike at the edge require the use of approximations. First we study the effect of the environment due to the invalidity of Birkhoff's theorem. Recall that if Birkhoff's theorem is valid in a gravitational theory then the behavior of a shell depends only on the mass inside the ball enclosed by that shell. In our case that is not correct and shells are influenced by what is outside—the environment. This way we can study the trend of changes in the top-hat part of the initial profile when approaching a pure top-hat overdensity.

In order to estimate the collapse epoch, we first note that the time/scale factor between the epoch of reaching the virial radius and the epoch of collapse to singularity is a small fraction of the total time/scale factor in the evolution of the spherical object. Thus we will assume that if an

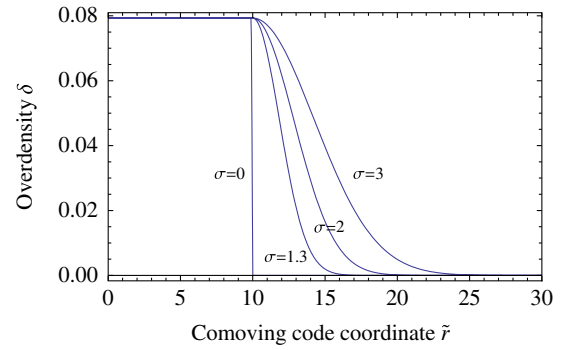


FIG. 3 (color online). Smoothed density profiles with Gaussians with different dispersion.

object in $f(R)$ gravity achieves its virial radius at the same epoch as a corresponding object in Λ CDM does, then these two objects should reach collapse to a singularity at approximately the same epoch as well. Then we can make an estimate of how wrong we are in this prediction. The task of finding δ_c then is moved to finding the initial overdensity in $f(R)$, which would reach its virial radius at the same epoch at which a corresponding object in GR does. In addition we require that the GR object collapses to a singularity at the present epoch.

What is left is estimating the error of this calculation. One way to approach the problem is to look at the radial velocity field of the evolving shells in our simulation and compare them between the corresponding objects in $f(R)$ and Λ CDM. In Fig. 5 we show the velocity ratio computed shell by shell and normalized by the physical position of the shells (the corresponding $f(R)$ and Λ CDM have different size at the epoch of achieving the virial radius). The different colors correspond to the different smoothing factors we have introduced as a way to approach a pure top-hat distribution. In our simulation we have chosen shell number 100 to represent the edge of the top-hat part of the initial overdensity. As we can see the normalized velocity

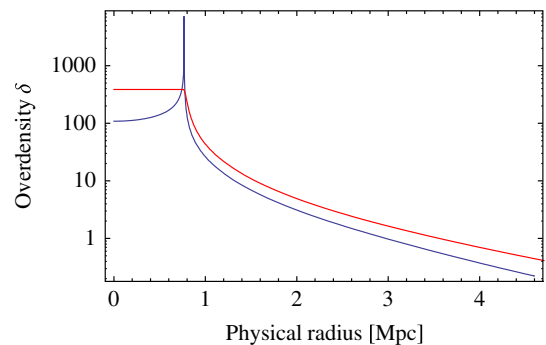


FIG. 4 (color online). Comparison of the density profiles at the epoch of virialization for $f(R)$ gravity (blue) and GR (red). In each case the starting profile (Gaussian smoothed top-hat) and mass ($1.5 \times 10^{14} M_{\odot}$) are the same. Virialization is reached at different epochs.

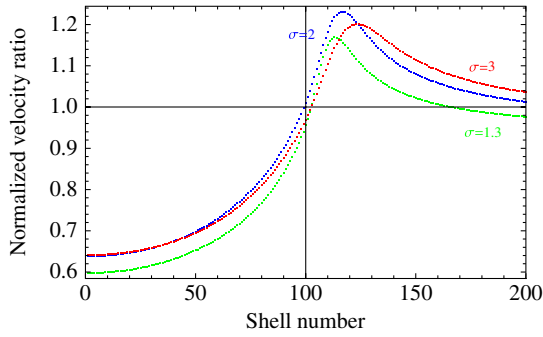


FIG. 5 (color online). Velocity ratio computed shell by shell and normalized by the physical position of the shells. Shell number 100 represents the edge of the top-hat part of the initial overdensity.

ratio remains within 5% of unity at the edge of the top-hat, which suggests that a good estimate of our error would be of the same order.

Another way to approach the issue is to vary the initial overdensity and look at how much it changes the epoch of achieving the virial radius and compare with the expected epoch of collapse. In particular, values for the initial overdensity, that have epoch of virial radius close or beyond the expected epoch of collapse, set a bound on our error. We found that this also puts a hard error bar of 5%, which is what we finally used in our calculation.

VI. RESULTS AND DISCUSSION

The main results of this work is presented in Figs. 4 and 6. The development of an excess overdensity at the edge of spherical halos in $f(R)$ gravity is shown in Fig. 4. While we have not carried out detailed studies of realistic mass profiles, the results suggest that the region around the virial radii of cluster halos may contain signatures of $f(R)$ -type theories of gravity.

For the collapse threshold δ_c , our results are shown in Fig. 6. We tested the following conjectures:

- (1) In the weak field regime our calculations should approach the result for regular strength Λ CDM ($F = 0$).
- (2) In the strong field regime the result must approach the values predicted in [23] for $F = 1/3$. This behavior is not guaranteed. We know, for example, that in this limit Eq. (12) is not valid.

We find a significant dependence of the values of δ_c on the field strength, and particularly in the physically interesting region around $f_{R0} = -10^{-6}$ —currently close to the upper bound permissible by observations or theoretical considerations. We observe a strong environmental dependence with a significant trend: when reducing the dispersion of the smoothing Gaussian (and thus approaching pure top-hat distribution) we deviate further away from the analytical prediction in [23]. This result shows that the nonlinear chameleon properties of the $f(R)$ models

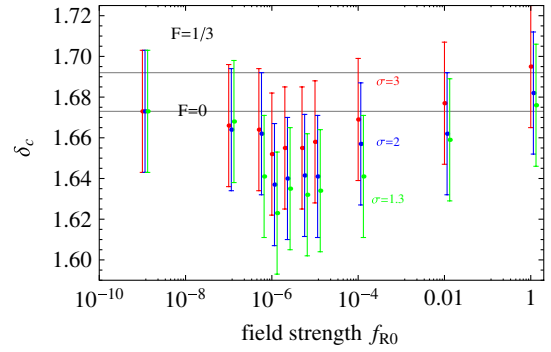


FIG. 6 (color online). δ_c as a function of field strength f_{R0} for mass ($1.5 \times 10^{14} M_\odot$). The results are color coded to represent the dispersion of the smoothing Gaussian.

strongly affect its behavior; thus analytical approximations based on linear predictions should be viewed as simple guidelines. However our error bars are still large, a more careful study is needed to make any definitive statements about δ_c .

Studying smoothed top-hat initial profiles and obtaining estimates for δ_c is the first step in studying spherical halos in $f(R)$ gravity. Further work is needed in understanding realistic halos with differing masses and environment. It would also be interesting in future work to study the abundance and clustering properties of halos: mass function and halo bias.

ACKNOWLEDGMENTS

We are grateful to Wayne Hu, Mike Jarvis, Justin Khoury, Matt Martino, and Ravi Sheth for helpful discussions. We are grateful to Fabian Schmidt for comments on the manuscript and to him and Lucas Lombriser for sharing the results of ongoing work on related questions. This work supported in part by NSF Grant No. AST-0607667.

APPENDIX A: RELAXATION SCHEME FOR SOLVING THE SYSTEM OF NONLINEAR ODES

As discussed in [22] (p. 8) the primary equation we need to solve [Eq. (5) and subsequently Eq. (24) and (25)] is nonlinear and cannot be solved as an initial-value problem as the homogeneous equation has exponentially growing and decaying Yukawa solutions $e^{\pm ar}/r$. Initial-value integrators have numerical errors that would stimulate the positive exponential, whereas relaxation methods avoid this problem by enforcing the outer boundary at every step. So we also employ a relaxation method for solving two-point boundary problems in ODE. We employ a Newton's method [35] with dynamical allocation of the mesh grid. The mesh allocation function is taken to be logarithmic with its higher density at the origin, which is the primary region of interest and where we expect the solution to be more rapidly changing. As a guess solution for each step we utilize the relaxed solution of the previous

step, while for the initial guess at the beginning of the simulation we use a linear solution. Generally if we have a system of discretized first-order ordinary differential equations in the form:

$$0 = \mathbf{E}_k \equiv \mathbf{y}_k - \mathbf{y}_{k-1} - (x_k - x_{k-1})\mathbf{g}_k(x_k, x_{k-1}, \mathbf{y}_k, \mathbf{y}_{k-1})$$

$$k = 2 \dots M, \quad (\text{A1})$$

where the index k spans the number of grid points $2 \dots M$, the vector \mathbf{E} consists of the system of N discretized first-order ODEs at each point (and has a total of $N * M$ components— $N * (M - 1)$ from differential equations and N from boundary conditions). \mathbf{E}_1 and \mathbf{E}_{M+1} describe the boundary conditions. So a Taylor expansion with respect to small changes $\Delta \mathbf{y}_k$ looks like

$$\mathbf{E}_k(\mathbf{y}_k + \Delta \mathbf{y}_k, \mathbf{y}_{k-1} + \Delta \mathbf{y}_{k-1})$$

$$\approx \mathbf{E}_k(\mathbf{y}_k, \mathbf{y}_{k-1}) + \sum_{n=1}^N \frac{\partial \mathbf{E}_k}{\partial y_{n,k-1}} \Delta y_{n,k-1} + \sum_{n=1}^N \frac{\partial \mathbf{E}_k}{\partial y_{n,k}} \Delta y_{n,k}.$$

$$(\text{A2})$$

For a solution we want the updated value $\mathbf{E}_k(\mathbf{y}_k + \Delta \mathbf{y}_k, \mathbf{y}_{k-1} + \Delta \mathbf{y}_{k-1})$ to be zero, which sets up a matrix equation

$$\sum_{n=1}^N S_{j,n} \Delta y_{n,k-1} + \sum_{n=N+1}^{2N} S_{j,n} \Delta y_{n,k} = -E_{j,k}, \quad (\text{A3})$$

where

$$S_{j,n} = \frac{\partial E_{j,k}}{\partial y_{n,k-1}}, \quad S_{j,n+N} = \frac{\partial E_{j,k}}{\partial y_{n,k}}, \quad (\text{A4})$$

and the quantity $S_{j,n}$ is a $N \times 2N$ matrix at each point. Analogously we obtain similar algebraic equations on the boundaries. Considering our problem we look at Eqs. (24) and (25) to obtain (after discretization and using the appropriate variables)

$$E_{1,k} = (y_k - y_{k-1}) - (r_k - r_{k-1}) \left(\frac{r_k + r_{k-1}}{2} \right)$$

$$\times \frac{1}{\bar{f}_R} \frac{\Omega_{M,0}}{a \bar{c}^2} \left[a^3 \left(\frac{1}{a^3} + 4 \frac{\Omega_{\Lambda,0}}{\Omega_{M,0}} \right) \right.$$

$$\left. \times \left(\sqrt{\frac{r_k + r_{k-1}}{2}} e^{-(r_k + r_{k-1}/4)} - 1 \right) - \delta \left(\frac{r_k + r_{k-1}}{2} \right) \right]$$

$$(\text{A5})$$

$$E_{2,k} = (u_k - u_{k-1}) - (r_k - r_{k-1}) \left(\frac{y_k + y_{k-1}}{2} \right) e^{-(r_k + r_{k-1}/2)}$$

$$(\text{A6})$$

$$S_{1,1,k} = -1, \quad S_{1,3,k} = 1 \quad (\text{A7})$$

$$S_{1,2,k} = S_{1,4,k}$$

$$= \left(\frac{r_k - r_{k-1}}{4} \right) \left(\frac{r_k + r_{k-1}}{2} \right)$$

$$\times \left[a^3 \left(\frac{1}{a^3} + 4 \frac{\Omega_{\Lambda,0}}{\Omega_{M,0}} \right) \sqrt{\frac{r_k + r_{k-1}}{2}} e^{-(r_k + r_{k-1}/4)} \right]$$

$$(\text{A8})$$

$$S_{2,1,k} = S_{2,3,k} = - \left(\frac{r_k - r_{k-1}}{2} \right) e^{-(r_k + r_{k-1}/2)} \quad (\text{A9})$$

$$S_{2,2,k} = \left(\frac{r_k - r_{k-1}}{2} \right) \left(\frac{y_k + y_{k-1}}{2} \right) e^{-(r_k - r_{k-1}/2)} - 1 \quad (\text{A10})$$

$$S_{2,4,k} = \left(\frac{r_k - r_{k-1}}{2} \right) \left(\frac{y_k + y_{k-1}}{2} \right) e^{-(r_k - r_{k-1}/2)} + 1. \quad (\text{A11})$$

The boundary conditions are also easily translated in terms of the relaxation scheme

$$E_{2,0} = e^{u_1} - r_1 y_1, \quad E_{1,M+1} = e^{u_M} - r_M. \quad (\text{A12})$$

The notation here is probably a bit confusing. The quantity \mathbf{E} is a vector which consists consecutively of two elements per $M - 1$ grid points. In addition there is one element each at the beginning and the end that correspond to the boundary conditions. Thus the total length of \mathbf{E} is NM , while the matrix S has $NM \times NM$ elements. The task of relaxing the solution at each step of the scheme requires solving the matrix equation

$$S \cdot \mathbf{b} = \mathbf{E}. \quad (\text{A13})$$

The vector \mathbf{b} contains the updates $\Delta \mathbf{y}_k$. For a grid of 1000 points our equation requires a matrix of derivatives of size 2000×2000 elements. Fortunately it is sparsely populated and as such can be represented by a sparse array structure. This allows for the use of methods particularly designed for solving such systems, like Krylov's method, which we employ.

APPENDIX B: SPHERICAL COLLAPSE IN Λ CDM

The evolution and collapse of spherical overdensities have been useful for modeling the formation of galaxy and cluster halos. In GR the problem can be approached analytically and we will outline the derivation presented e.g. in [23]. We start with the nonlinear and Euler equation for a nonrelativistic pressureless fluid in comoving coordinates

$$\frac{\partial \delta}{\partial t} + \frac{1}{a} \nabla \cdot (1 + \delta) \mathbf{v} = 0$$

$$\frac{\partial \mathbf{v}}{\partial t} + \frac{1}{a} (\mathbf{v} \cdot \nabla) \mathbf{v} + H \mathbf{v} = - \frac{1}{a} \nabla \phi,$$

$$(\text{B1})$$

where $a(t)$ is the expansion scale factor, $H(t) = \dot{a}/a$, and ϕ is the ‘‘Newtonian’’ potential. These equations continue

to be valid for modifications of gravity that remain a metric theory [36]. These can now be joined together to form a second-order equation for δ .

$$\frac{\partial^2 \delta}{\partial t^2} + 2H \frac{\partial \delta}{\partial t} - \frac{1}{a^2} \frac{\partial^2 (1 + \delta) v^i v^j}{\partial x^i \partial x^j} = \frac{\nabla \cdot (1 + \delta) \nabla \phi}{a^2} \quad (\text{B2})$$

Solving this equation requires information about the velocity and potential fields. In the case of a spherical top-hat distribution, to preserve the top-hat distribution, the velocity field must take the form $\mathbf{v} = A(t)\mathbf{r}$ to have a spatially constant divergence. Its amplitude is related to the top-hat density perturbation through the continuity equation

$$\dot{\delta} + \frac{3}{a}(1 + \delta)A = 0. \quad (\text{B3})$$

This leads to

$$\frac{\partial^2 v^i v^j}{\partial x^i \partial x^j} = 12A^2 = \frac{4}{3}a^2 \frac{\dot{\delta}^2}{(1 + \delta)^2}. \quad (\text{B4})$$

Substituting the above relation, the equation for the evolution of δ becomes

$$\frac{\partial^2 \delta}{\partial t^2} + 2H \frac{\partial \delta}{\partial t} - \frac{4}{3} \frac{\dot{\delta}^2}{(1 + \delta)} = \frac{(1 + \delta)}{a^2} \nabla^2 \phi, \quad (\text{B5})$$

which is completed by the Poisson's equation for the potential

$$\nabla^2 \phi = 4\pi G a^2 \delta \rho_m. \quad (\text{B6})$$

It is common to express spherical collapse through the evolution of the radius of the top-hat. For that we use mass conservation

$$M = \frac{4\pi}{3} r^3 \bar{\rho}_m (1 + \delta) = \text{constant} \quad (\text{B7})$$

to obtain the following relation:

$$\frac{\ddot{r}}{r} = H^2 + \dot{H} - \frac{\nabla^2 \phi}{3a^2}. \quad (\text{B8})$$

Expressing derivatives in terms of scale factor $l = d/d \ln a$, with the useful substitution

$$w = \frac{r}{r_i} - \frac{a}{a_i}, \quad (\text{B9})$$

and using Poisson's equation we obtain:

$$w'' + \frac{H'}{H} w' = -\frac{1}{2} \frac{\Omega_m a^{-3} - 2\Omega_\Lambda}{\Omega_m a^{-3} + \Omega_\Lambda} w - \frac{1}{2} \frac{\Omega_m a^{-3}}{\Omega_m a^{-3} + \Omega_\Lambda} \left(\frac{a}{a_i} + w \right) \Delta, \quad (\text{B10})$$

where

$$\Delta = \left(\frac{1}{1 + w a_i / a} \right)^3 (1 + \delta_i) - 1. \quad (\text{B11})$$

In these coordinates collapse occurs when $w = -\frac{a}{a_i}$. The task of computing δ_c now reduces to the following: for a given a_i find an initial overdensity δ_i such that the collapse occurs at $a = 1$. Then using the linear growth factor in Λ CDM (see for example [36]) we extrapolate δ_i to the present epoch to obtain δ_c as

$$\delta_c(r=0) = A \int \frac{\hat{D}(k, a=1)}{\hat{D}(k, a_{\text{in}})} \hat{\delta}(k, a_{\text{in}}) e^{ikr} |_{r=0} dk. \quad (\text{B12})$$

-
- [1] See, e.g. D. N. Spergel *et al.*, *Astrophys. J. Suppl. Ser.* **170**, 377 (2007); M. Tegmark *et al.*, *Phys. Rev. D* **74**, 123507 (2006); A. G. Riess *et al.*, *Astrophys. J.* **659**, 98 (2007).
- [2] G. Dvali, G. Gabadadze, and M. Porrati, *Phys. Lett. B* **485**, 208 (2000); C. Deffayet, *Phys. Lett. B* **502**, 199 (2001).
- [3] S. M. Carroll, V. Duvvuri, M. Trodden, and M. S. Turner, *Phys. Rev. D* **70**, 043528 (2004); S. M. Carroll, A. De Felice, V. Duvvuri, D. A. Easson, M. Trodden, and M. S. Turner, *Phys. Rev. D* **71**, 063513 (2005); S. Nojiri and S. D. Odintsov, *Int. J. Geom. Methods Mod. Phys.* **4**, 115 (2007).
- [4] V. Sahni, Y. Shtanov, and A. Viznyuk, *J. Cosmol. Astropart. Phys.* **12** (2005) 005.
- [5] M. White and C. S. Kochanek, *Astrophys. J.* **560**, 539 (2001); A. Shirata, T. Shiromizu, N. Yoshida and Y. Suto, *Phys. Rev. D* **71**, 064030 (2005); C. Sealfon, L. Verde, and R. Jimenez, *Phys. Rev. D* **71**, 083004 (2005); A. Shirata, Y. Suto, C. Hikage, T. Shiromizu, and N. Yoshida, *Phys. Rev. D* **76**, 044026 (2007).
- [6] H. Stabenau and B. Jain, *Phys. Rev. D* **74**, 084007 (2006).
- [7] C. Frigerio Martins and P. Salucci, *Mon. Not. R. Astron. Soc.* **381**, 1103 (2007).
- [8] C. Skordis, D. F. Mota, P. G. Ferreira, and C. Boehm, *Phys. Rev. Lett.* **96**, 011301 (2006); C. Skordis, *Phys. Rev. D* **74**, 103513 (2006).
- [9] S. Dodelson and M. Liguori, *Phys. Rev. Lett.* **97**, 231301 (2006).
- [10] A. Lue, R. Scoccimarro, and G. Starkman, *Phys. Rev. D* **69**, 124015 (2004).
- [11] L. Knox, Y.-S. Song, and J. A. Tyson, *Phys. Rev. D* **74**, 023512 (2006); M. Ishak, A. Upadhye, and D. N. Spergel, *Phys. Rev. D* **74**, 043513 (2006).
- [12] K. Koyama and R. Maartens, *J. Cosmol. Astropart. Phys.* **01** (2006) 016.
- [13] T. Koivisto and H. Kurki-Suonio, *Classical Quantum Gravity* **23**, 2355 (2006); T. Koivisto, *Phys. Rev. D* **73**, 083517 (2006); B. Li and M.-C. Chu, *Phys. Rev. D* **74**,

- 104010 (2006); B. Li and J. Barrow, *Phys. Rev. D* **75**, 084010 (2007).
- [14] P. Zhang, *Phys. Rev. D* **73**, 123504 (2006).
- [15] R. Bean, D. Bernat, L. Pogosian, A. Silvestri, and M. Trodden, *Phys. Rev. D* **75**, 064020 (2007).
- [16] E. Linder, *Phys. Rev. D* **72**, 043529 (2005); D. Huterer and E. Linder, *Phys. Rev. D* **75**, 023519 (2007).
- [17] J.-P. Uzan, *Gen. Relativ. Gravit.* **39**, 307 (2007).
- [18] R. Caldwell, C. Cooray, and A. Melchiorri, *Phys. Rev. D* **76**, 023507 (2007).
- [19] L. Amendola, M. Kunz, and D. Sapone, *J. Cosmol. Astropart. Phys.* **4** (2008) 013.
- [20] Y. Song, W. Hu, and I. Sawiki, *Phys. Rev. D* **75**, 044004 (2007).
- [21] A. Borisov and B. Jain, *Phys. Rev. D* **79**, 103506 (2009).
- [22] W. Hu and I. Sawicki, *Phys. Rev. D* **76**, 064004 (2007).
- [23] F. Schmidt, M. Lima, H. Oyaizu, and W. Hu, *Phys. Rev. D* **79**, 8 (2009).
- [24] H. Oyaizu, *Phys. Rev. D* **78**, 123524 (2008).
- [25] W. Hu and I. Sawicki, *Phys. Rev. D* **76**, 104043 (2007).
- [26] H. Oyaizu, M. Lima, and W. Hu, *Phys. Rev. D* **78**, 123524 (2008).
- [27] J. Khoury and M. Wyman, *Phys. Rev. D* **80**, 064023 (2009).
- [28] K. C. Chan and R. Scoccimarro, *Phys. Rev. D* **80**, 104005 (2009).
- [29] F. Schmidt, *Phys. Rev. D* **80**, 043001 (2009).
- [30] F. Schmidt, W. Hu, and M. Lima, *Phys. Rev. D* **81**, 063005 (2010).
- [31] A. V. Kravtsov, A. A. Klypin, and A. M. Khokhlov, *Astrophys. J. Suppl. Ser.* **111**, 73 (1997).
- [32] S. F. Shandrin, *Astrophysics (Engl. Transl.)* **16**, 439 (1981).
- [33] O. Lahav, P. B. Lilje, J. R. Primack, and M. J. Rees, *Mon. Not. R. Astron. Soc.* **251**, 128 (1991).
- [34] V. R. Eke, S. Cole, and C. S. Frenk, *Mon. Not. R. Astron. Soc.* **282**, 263 (1996).
- [35] W. H. Press, S. A. Teukolsky, W. T. Vetterling, and B. P. Flannery, *Numerical Recipes in C. The Art of Scientific Computing* (Cambridge University Press, Cambridge, 1992), 2nd ed..
- [36] P. J. E. Peebles, *The Large-Scale Structure of the Universe* (Princeton University Press, Princeton, 1980).