



August 1998

# SIGGRAPHVRML 3D Ph.D. Conetree

Norman I. Badler

*University of Pennsylvania*, badler@seas.upenn.edu

Roger W. Webster

*Millersville University*

Follow this and additional works at: <http://repository.upenn.edu/hms>

---

## Recommended Citation

Badler, N. I., & Webster, R. W. (1998). SIGGRAPHVRML 3D Ph.D. Conetree. Retrieved from <http://repository.upenn.edu/hms/18>

Postprint version. Copyright ACM, 1998. This is the author's version of the work. It is posted here by permission of ACM for your personal use. Not for redistribution. The definitive version was published in *ACM SIGGRAPH Computer Graphics*, Volume 28, Issue 3, August 1998, pages 43-44.

Publisher URL: <http://doi.acm.org/10.1145/281278.281303>

This paper is posted at ScholarlyCommons. <http://repository.upenn.edu/hms/18>

For more information, please contact [libraryrepository@pobox.upenn.edu](mailto:libraryrepository@pobox.upenn.edu).

---

## SIGGRAPHVRML 3D Ph.D. Conetree

### **Abstract**

This paper describes the work-in-progress of aVRML 3D conetree to visualize Ph.D. graduates and their Ph.D. thesis advisors in the field of computer graphics. As part of the SIGGRAPH history project chaired by Carl Machover, this VRML 3D conetree debuts publicly at the 25th conference celebration at SIGGRAPH 98, July 1998, in Orlando, FL. This conetree allows a VRML-enabled browser to visualize Ph.D. contributors to the field of computer graphics and to trace their influences and academic progeny. The database developed may seed further studies of the field's contributors. The initial phase of this project (using Ph.D. advisors/ graduates) provides a hierarchical (if arbitrary) view of part of SIGGRAPH's academic structure.

### **Comments**

Postprint version. Copyright ACM, 1998. This is the author's version of the work. It is posted here by permission of ACM for your personal use. Not for redistribution. The definitive version was published in *ACM SIGGRAPH Computer Graphics*, Volume 28, Issue 3, August 1998, pages 43-44.

Publisher URL: <http://doi.acm.org/10.1145/281278.281303>



## SIGGRAPH VRML 3D Ph.D. Conetree

*Dr. Norman I. Badler*  
University of Pennsylvania

*Dr. Roger W. Webster*  
Millersville University

### Abstract

This paper describes the work-in-progress of a VRML 3D conetree to visualize Ph.D. graduates and their Ph.D. thesis advisors in the field of computer graphics. As part of the SIGGRAPH history project chaired by Carl Machover, this VRML 3D conetree debuts publicly at the 25th conference celebration at SIGGRAPH 98, July 1998, in Orlando, FL. This conetree allows a VRML-enabled browser to visualize Ph.D. contributors to the field of computer graphics and to trace their influences and academic progeny. The database developed may seed further studies of the field's contributors. The initial phase of this project (using Ph.D. advisors/graduates) provides a hierarchical (if arbitrary) view of part of SIGGRAPH's academic structure.

### Introduction

Conetrees were first developed by George Robertson, Jock Mackinlay and Stuart Card while at Xerox PARC. Their work: "Cone Trees: Animated 3D Visualizations of Hierarchical Information" was presented at SIGCHI '91, pgs. 189-194. A conetree is a 3D representation of a tree structure. Conetrees have been shown to be very effective information visualization tools for large data sets that are broad, shallow and hierarchical. In a conetree representation, the root of a tree (represented by a cube, a sphere or some other appropriate object) is located at the tip of a transparent cone. The children of the root node are arranged around the base of the cone. Each child can be the root node of a subtree, which is represented in a recursive fashion by a cone whose tip is located at the object representing the child.

This conetree implementation visualizes simple hierarchical relationships occurring in the data with a standard  $G=(V,E)$  graph with vertices and edges implementation. Thus, each line in a flat, ascii, datafile has a vertex and a

list of its children. The output of the program is a VRML 'cone.wrl' file. Up to four lines of text can be associated with each node (vertex).

This database is just the beginning documentation to the human side of the meteoric rise of computer graphics. Few disciplines have the benefit of creating such biographical materials while almost all the players are still alive. We hope that the start we have made will encourage further expansion to other




Figure 1: Conetree with more than 700 entries. See page 97 for image in full color.

academic degrees or titled positions (such as graphics software engineer, degree notwithstanding!). We will be seeking avenues for such an expansion of the database so that we may more fully capture the human aspect of the computer graphics phenomenon. There are now more than 700 people in the SIGGRAPH conetree database.

### The Web Site

At the Web site [http://iml.millersv.edu/SIGGRAPH\\_tree/index.html](http://iml.millersv.edu/SIGGRAPH_tree/index.html), you can view the entire SIGGRAPH VRML 3D Ph.D.

conetree. This will load the file: cone.wrl.gz into your VRML browser. The file is gzip compressed and it's still greater than 3MB. In uncompressed form, it is over 26MB. You can also view the VRML 3D conetree data in raw html format. The VRML 3D conetree can also be viewed in 2D using a Java applet. The applet shows the 2D graph. If you are not in the SIGGRAPH conetree database you can add your data with an easy to fill out form at the Web site. If you have a long list of Ph.D. students that you have supervised, you can fax the information to +1-717-871-2320. We would rather the database be inclusive rather than exclusive, so we are happy to include any field that could be of potential interest to the SIGGRAPH community at large. Example views from the conetree are shown below.

### The DataBase

The database is a flat ASCII file, and each line has the following format:

```
~vertex_name_text:secondlineoftext:3rdline:
4thline~numberofchildren~children
Where: 'children' is a list of the subscripts of
the vertices. Unfortunately, no spaces are
allowed in the text.
Here is a simple data set (Graphics has
four children: Coons, Van_Dam, Foley,
Bresenham): Coons has one child: Sutherland.
~Graphics:::~4~1,2,3,4
~Coons:::~1~5
~Van_Dam:::~0~
~Foley:::~0~
~Bresenham:::~0~
~Sutherland:::~0~
```

Our example datafile of Ph.D. advisors and their Ph.D. graduates looks like this:

```
~LastName:FirstName:Date:Institution~Num
berOfChildren~ChildrenList
```




Figure 2: View from the top of the conetree. See page 97 for image in full color.

### Acknowledgments

This project was funded, in part, by the National Science Foundation under grant number DUE-9651237, and by the Faculty Grants Committee of Millersville University and by SIGGRAPH History Projects A2961-0 chaired by Carl Machover. Special thanks go to the Sense8 Corporation for technical support. The VRML conetree generator program was written in Sense8's WorldToolKit. The Java 2D tree graph program was written in Java jdk 1.0, both by Dr. Roger Webster while on sabbatical during the Fall 1998 semester at the University of Pennsylvania's Center for Human Modeling and Simulation.

### References

1. Ames, Andrea L., David R. Nadeau, John L. Moreland. *VRML 2.0 Source Book*, John Wiley & Sons Publishing Company, NY, 1997. (ISBN: 0-471-16507-7).
2. Carey, Rikk and Gavin Bell. *The Annotated VRML 2.0 Reference Manual*, Addison-Wesley Publishing Company, Reading, MA, 1997. (ISBN: 0-201-41974-2).

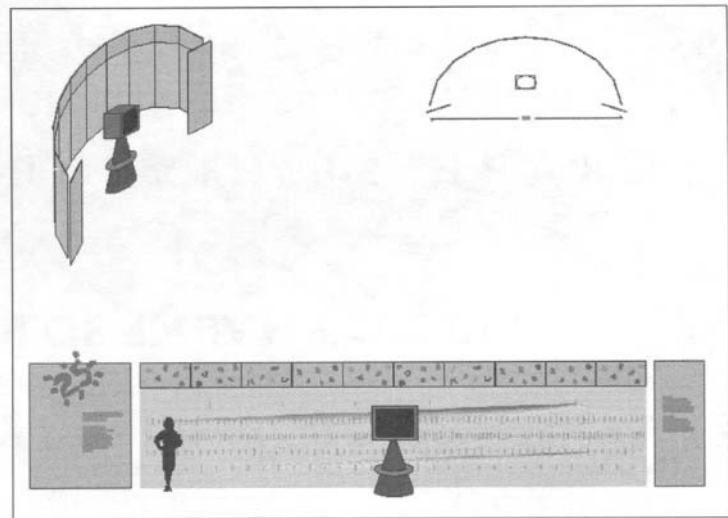


Figure 4: Preliminary sketch of the display area at SIGGRAPH 98. Courtesy of Jeff Callender. See page 97 for image in full color.

3. Flanagan, David. *Java in a Nutshell*, First Edition (jdk 1.0), O'Reilly Press, Sebastopol, CA, 1996.
4. Flanagan, David. *Java in a Nutshell*, Second Edition (jdk 1.1) O'Reilly Press, Sebastopol, CA, 1997.
5. Geary, David M. *Graphic Java 1.1 - Mastering the AWT*, Second Edition, Sun Microsystems Press, Mountain View, CA, 1997.
6. Hartman, Jed and Josie Wernecke. *The VRML 2.0 Handbook- Building Moving Worlds on the Web*, Silicon Graphics Incorporated, Addison-Wesley Publishing Company, Reading, MA, 1996. (ISBN: 0-201-47944-3).
7. Robertson, George, Jock Mackinlay and Stuart Card. "Cone Trees: Animated 3D Visualizations of Hierarchical Information," *SIGCHI '91 Proceedings*, pgs. 189-194.

8. Roehl, Bernie, Justin Couch, Cindy Reed-Ballreich, Tim Rohaly, Geoff Brown. *Late Night VRML 2.0 with Java*, 1997. (ISBN: 1-56276-504-3).

This project was sponsored, in part, by the National Science Foundation under grant number DUE-9651237, and by the Faculty Grants Committee of Millersville University and by SIGGRAPH History Projects A2961-0.

#### Dr. Norman I. Badler

Center for Human Modeling and Simulation  
University of Pennsylvania  
Philadelphia, PA 19104-6389  
Email: [badler@central.cis.upenn.edu](mailto:badler@central.cis.upenn.edu)

#### Dr. Roger W. Webster

Department of Computer Science  
Millersville University  
Millersville, PA 17551  
Email: [webster@cs.millersv.edu](mailto:webster@cs.millersv.edu)

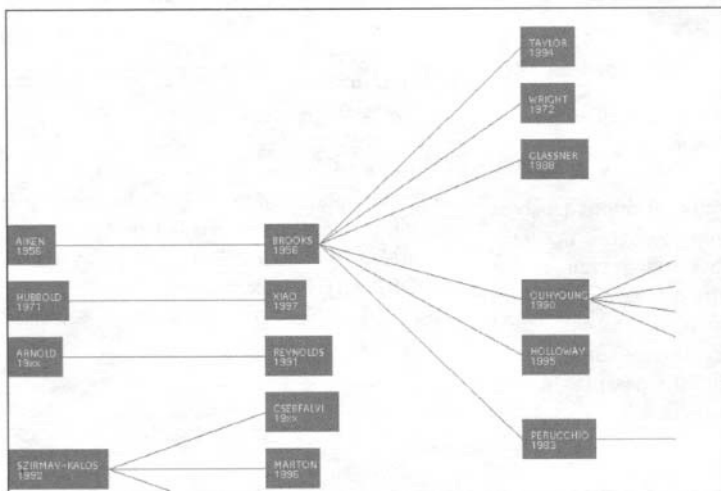


Figure 3: Sample of SIGGRAPH conetree data in 2D with Java applet.




Figure 1: "SIGGRAPH VRML 3D Ph.D. Conetree" by Dr. Roger W. Webster. See pages 43-44.




Figure 2: "SIGGRAPH VRML 3D Ph.D. Conetree" by Dr. Roger W. Webster. See pages 43-44.

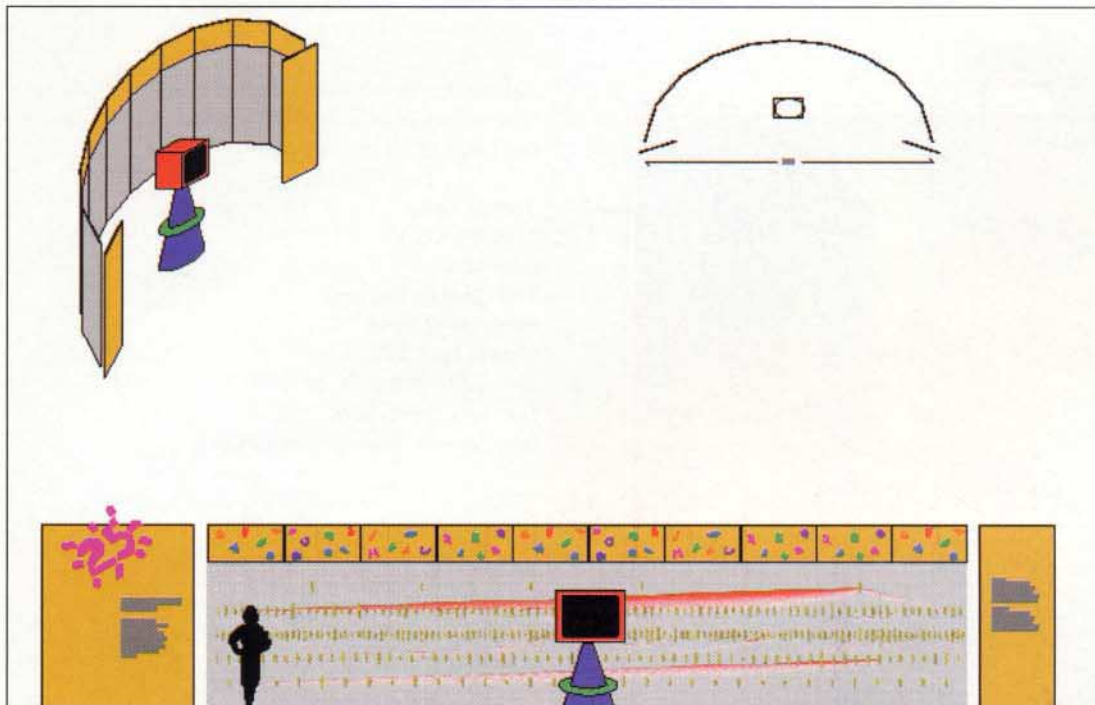


Figure 4: "SIGGRAPH VRML 3D Ph.D. Conetree" by Dr. Roger W. Webster. See pages 43-44.