



2-2014

Attack-Resilient Sensor Fusion

Radoslav Ivanov

University of Pennsylvania, rivanov@seas.upenn.edu

Miroslav Pajic

University of Pennsylvania, pajic@seas.upenn.edu

Insup Lee

University of Pennsylvania, lee@cis.upenn.edu

Follow this and additional works at: http://repository.upenn.edu/cis_papers

 Part of the [Computer Engineering Commons](#), and the [Computer Sciences Commons](#)

Recommended Citation

Radoslav Ivanov, Miroslav Pajic, and Insup Lee, "Attack-Resilient Sensor Fusion", *Design Automation and Test in Europe Conference (DATE 2014)*, 1-6. February 2014. <http://dx.doi.org/10.7873/DATE.2014.067>

Design Automation and Test in Europe Conference (DATE 2014), Dresden, Germany, March 24-28, 2014.

This paper is posted at ScholarlyCommons. http://repository.upenn.edu/cis_papers/768

For more information, please contact libraryrepository@pobox.upenn.edu.

Attack-Resilient Sensor Fusion

Abstract

This work considers the problem of attack-resilient sensor fusion in an autonomous system where multiple sensors measure the same physical variable. A malicious attacker may corrupt a subset of these sensors and send wrong measurements to the controller on their behalf, potentially compromising the safety of the system. We formalize the goals and constraints of such an attacker who also wants to avoid detection by the system. We argue that the attacker's capabilities depend on the amount of information she has about the correct sensors' measurements. In the presence of a shared bus where messages are broadcast to all components connected to the network, the attacker may consider all other measurements before sending her own in order to achieve maximal impact. Consequently, we investigate effects of communication schedules on sensor fusion performance. We provide worst- and average-case results in support of the *Ascending* schedule, where sensors send their measurements in a fixed succession based on their precision, starting from the most precise sensors. Finally, we provide a case study to illustrate the use of this approach.

Disciplines

Computer Engineering | Computer Sciences

Comments

Design Automation and Test in Europe Conference (DATE 2014), Dresden, Germany, March 24-28, 2014.

Attack-Resilient Sensor Fusion

Radoslav Ivanov
University of Pennsylvania
Email: rivanov@seas.upenn.edu

Miroslav Pajic
University of Pennsylvania
Email: pajic@seas.upenn.edu

Insup Lee
University of Pennsylvania
Email: lee@cis.upenn.edu

Abstract—This work considers the problem of attack-resilient sensor fusion in an autonomous system where multiple sensors measure the same physical variable. A malicious attacker may corrupt a subset of these sensors and send wrong measurements to the controller on their behalf, potentially compromising the safety of the system. We formalize the goals and constraints of such an attacker who also wants to avoid detection by the system. We argue that the attacker’s capabilities depend on the amount of information she has about the correct sensors’ measurements. In the presence of a shared bus where messages are broadcast to all components connected to the network, the attacker may consider all other measurements before sending her own in order to achieve maximal impact. Consequently, we investigate effects of communication schedules on sensor fusion performance. We provide worst- and average-case results in support of the *Ascending* schedule, where sensors send their measurements in a fixed succession based on their precision, starting from the most precise sensors. Finally, we provide a case study to illustrate the use of this approach.

I. INTRODUCTION

With the proliferation of sensing technology available to modern Cyber Physical Systems (CPS), the problem of performing effective sensor fusion is more important than ever. For example, modern automotive systems have multiple ways of estimating speed; combining their sensor data to provide more accurate estimates to the controller can have a significant impact on the system’s performance and reliability. In addition, having diverse sensors with different accuracy and reliability decreases the system’s dependence on a particular sensor and increases its robustness to environmental disturbances (e.g., variations in terrain in automotive CPS).

As the system’s autonomy increases, so does the concern about its security. In modern vehicles, a malicious attacker may deceive the controller into performing a dangerous action by altering the measurements of some sensors [1], [2]. Depending on the attacker’s goal and capabilities, the consequences may range from minor disturbances in performance to crashes and loss of human lives. Consequently, performing attack-resilient sensor fusion is essential for the safety of such systems.

The problem of sensor fusion has drawn a lot of attention in recent years. Usually, sensor fusion methods assume a

probabilistic model of each sensor and combine their measurements accordingly [3]. In particular, each sensor gives a numeric measurement that is corrupted by noise with a known distribution (e.g., Gaussian). In an alternative approach, an interval is constructed around each sensor measurement, containing all points that may be the true value (e.g., set membership methods [4]). One of the first works with this viewpoint [5] also considers the case where some of the sensors might be faulty (i.e., providing intervals that do not contain the true value); the author provides worst-case analysis when the number of faulty intervals can be bounded. An extension of [5] relaxes the worst-case guarantees in favor of obtaining more precise fused measurements [6]. In addition, intervals can be assumed to have a predefined distribution on the true value so that again statistical analysis can be performed [7]. Finally, one can use sensor information not only to aid control but also for fault detection [5], [8].

In this work, we consider the problem of attack-resilient sensor fusion for *abstract sensors* where each sensor’s measurement is converted to an interval by the controller. The width of the interval reflects the accuracy of the sensor – a larger interval means less confidence in provided measurements. This is a very general scenario as it does not make any assumptions about system dynamics nor about the distribution of sensor measurement noise. Instead, the intervals are constructed based on the manufacturer’s sensor specifications and implementation guarantees (e.g., sensor precision, implementation jitter). We propose the use of the sensor fusion algorithm outlined by Marzullo [5], which produces a fusion interval based on an assumed number of faulty sensors (see Section II).

Furthermore, we introduce the notion of a compromised (i.e., attacked) sensor, which may not be faulty but still acts in a detrimental way to the system. Assuming that the attacker knows the algorithm implemented by the system, her goal is to maximize the uncertainty in the system (i.e., the size of the fusion interval) while staying undetected. We show that given these two objectives and a fixed number of sensors that can be corrupted, the attacker’s capabilities depend on the number of uncompromised intervals that she is aware of before sending her ‘measurements’ to the system. As is true in many CPS, we assume sensors communicate over a shared bus (e.g., CAN bus) and messages can be seen from everyone. Thus, if the attacker sends her intervals last, she can maximize the width of the fusion interval based on placements of the correct intervals.

Based on these observations, we investigate how different communication schedules affect the attacker’s capabilities to compromise the system. We give theoretic results that show

This material is based on research sponsored by DARPA under agreement number FA8750-12-2-0247. The U.S. Government is authorized to reproduce and distribute reprints for Governmental purposes notwithstanding any copyright notation thereon. The views and conclusions contained herein are those of the authors and should not be interpreted as necessarily representing the official policies or endorsements, either expressed or implied, of DARPA or the U.S. Government.

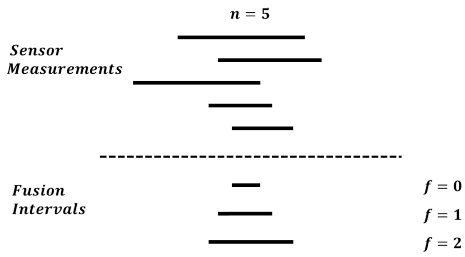


Fig. 1. Marzullo's fusion interval for three values of f . Dashed horizontal line separates sensor intervals from fusion intervals in all figures in this work.

that the worst-case (i.e., largest width) fusion interval does not change if the attacker controls the largest intervals but will in general increase when the most precise sensors are attacked. In addition, we provide experimental results and a case study, and argue that systems applying the fusion algorithm discussed in this paper should use the *Ascending* schedule, which orders sensors according to the size of their intervals starting with the most precise. The contributions of this paper are as follows: (1) attack formalization through the goals and constraints of the attacker, (2) analysis of the impact of different communication schedules on the attacker's capabilities, and (3) an illustration of this approach on an autonomous vehicle case-study.

This paper is organized as follows: Section II outlines Marzullo's sensor fusion algorithm and specifies the problem addressed in this paper. Section III formalizes the goals and constraints of the attacker, and presents worst-case results regarding the size of the fusion interval. Section IV studies the effects of the communication schedules on sensor fusion. Finally, Section V concludes the work.

II. PROBLEM STATEMENT AND PRELIMINARIES

In this section, we describe the sensor fusion algorithm [5] before formalizing the problem considered in this paper.

A. Marzullo's Algorithm

The inputs to Marzullo's sensor fusion algorithm are n real intervals, and a number f that denotes the number of faulty intervals the system might have. The fusion interval is then computed as follows: its lower bound is the smallest point contained in at least $n - f$ intervals and the upper bound is the largest such point. Intuitively, the algorithm works conservatively: since at least $n - f$ intervals are correct, any point that is contained in $n - f$ intervals may be the true value, and hence it is included in the fusion interval.

The algorithm is illustrated in Fig. 1. When $f = 0$ and the system is confident that every interval is correct, the fusion interval is just the intersection of all intervals. When at most one sensor can be faulty ($f = 1$), the fusion interval is the convex hull of all points contained in at least four intervals. Similarly, when $f = 2$ the fusion interval contains the convex hull of all points that lie in at least three intervals. As shown in Fig. 1, as f increases so does the uncertainty represented as the size of the fusion interval. In particular, for $f = n - 1$ the fusion interval is the convex hull of the union of all intervals.

Three important results of this work are worth noting. If $f < \lceil n/3 \rceil$ then the width of the fusion interval is bounded above by the width of some correct interval. Additionally, if $f <$

$\lceil n/2 \rceil$ the width of the fusion interval is bounded above by the width of some interval (not necessarily correct). Finally, if $f \geq \lceil n/2 \rceil$ then the fusion interval can be arbitrarily large and may not contain the true value. Thus, in our work we assume that the f used in the algorithm always satisfies $f < \lceil n/2 \rceil$, causing the fusion interval to be bounded.

B. System Description and Problem Statement

We consider a system with n sensors measuring the state of the same physical variable and communicating with the controller over a shared bus. Each sensor provides the controller with a measurement; an interval containing all possible values of the true state is then computed based on that sensor's precision, implementation guarantees and sampling jitter. In particular, if the manufacturer's precision guarantee is δ , then an interval of size 2δ centered at the sensor's measurement is constructed; the interval size is further increased if the worst-case guarantees for sampling jitter (and implementation limitations) are considered (e.g., the design of intervals in [5]). Thus, we assume the intervals' widths are known and fixed.

A sensor is said to be correct if the interval contains the true value, and faulty otherwise. In addition, each sensor transmits its measurement to the controller according to a predefined communication schedule (i.e., in its predefined slot). Once the controller has received all n intervals, it will perform the fusion algorithm with a predefined f (e.g., conservative upper bound) such that $f < \lceil n/2 \rceil$, followed by the attack detection procedure which discards all intervals that do not intersect the fusion interval (for more details see Section III-A).

1) *Attack Model*: In this work, we assume sensors are not faulty but can be under attack. In addition, when the attacker takes control of a sensor, she is still able to obtain correct measurements from the sensor before deciding what value (correct or manipulated) to send to the controller. Note that the measurements of all compromised sensors provide additional information to the attacker regarding the true value. Thus, we use Δ to denote the intersection of the correct measurements from all corrupted sensors. Assuming that the attacker knows the sensor fusion algorithm, her goal is to *maximize the width of the fusion interval while staying undetected*.

2) *Problem Statement*: The problem considered in this work is two-fold. We first analyze what the best policy for the attacker is, given her objective. Then we note that her actions and capabilities depend on what intervals she has seen before sending hers. Therefore, our goal is to find a communication schedule that will minimize the attacker's impact. We examine specific schedules used to transmit sensor measurements and define metrics that can be used to compare them.

C. Notation

We use \mathcal{N} , where $|\mathcal{N}| = n$, to denote the set of all sensors and \mathcal{L} to denote the set of the lengths of all intervals. In addition, $S_{\mathcal{N},f}$ denotes the fusion interval given all sensors in \mathcal{N} , for a predefined (fixed) f , while in general, $S_{\mathcal{P},f}$ denotes the fusion interval for a predefined f using the intervals in the set \mathcal{P} . Since we distinguish between the number of attacked sensors and the input to Marzullo's algorithm f , let f_a denote

the number of attacked sensors, and we assume that $f_a \leq f$. Finally, \mathcal{C} denotes the set of all correct sensors, where $|\mathcal{C}| = c$ (i.e., $c + f_a = n$). Note that $S_{\mathcal{C},0}$ is the intersection of all intervals in \mathcal{C} . For each interval s , let u_s and l_s denote its upper and lower bound, respectively ($s = [l_s, u_s]$), and let $|s| = u_s - l_s$. Similarly, $u_{S_{\mathcal{N},f}}$ and $l_{S_{\mathcal{N},f}}$ denote the upper and lower bound of the fusion interval $S_{\mathcal{N},f}$.

III. ATTACK POLICY AND WORST-CASE ANALYSIS

This section focuses on the attacker's capabilities and relates them with the number of intervals she has seen before sending hers. We start by formalizing the attacker's goals and constraints before providing worst-case results when $f_a < \lceil n/2 \rceil$.

A. Attack Policy

1) *Staying Stealthy*: Due to the utilized sensor fusion algorithm, the detection mechanism the system uses is to check for overlap with the fusion interval; if an interval does not intersect the fusion interval, then it must be compromised [5]. To avoid detection, the attacker has two modes – *passive* and *active*. The attacker starts in passive mode where she has to include Δ in her interval and use the rest of her interval (if any) to maximize the size of the fusion interval. The entire Δ has to be included to ensure overlap with the fusion interval (otherwise, any excluded point may be the true value).¹

The attacker can switch to active mode when the number of transmitted sensor measurements is at least $n - f - f_{ar}$, where f_{ar} is the number of unsent compromised intervals. In this mode there are no constraints on the placement of her intervals as long as overlap with at least $n - f - 1$ intervals is guaranteed, which ensures overlap with the fusion interval (note that she may have to protect her earlier intervals). The reason this attack is undetectable is that the attacker's intervals will always intersect the fusion interval, and thus the system would not be able to determine which sensors are malicious.

2) *Maximizing the size of the fusion interval*: If the attacker has full knowledge of all correct intervals then her policy can be formulated as the optimization problem with variables a_1, \dots, a_{f_a} representing the attacked intervals:

$$\begin{aligned} & \max_{a_1, \dots, a_{f_a}} |S_{\mathcal{N},f}| \\ & \text{s.t. } S_{\mathcal{N},f} \cap a_i \neq \emptyset, \quad i = 1, \dots, f_a. \end{aligned} \quad (1)$$

This problem formulation leads to the following definition.

Definition 1: Given placements of the correct intervals, an attack policy is *optimal* if the fusion interval has the same size as in the solution of problem (1).

Thus, the policy described in (1) is optimal by definition.² We argue, however, that in general there exists no optimal policy for the attacker if she is not aware of all correct intervals before sending hers.³ This is illustrated in Fig. 2. Suppose the attacker has only seen interval s_1 and obtained interval a_1

¹A generalization of this work will include a fault model over time for each sensor (e.g., a sensor is compromised only if it is faulty more than f out of w measurements). Thus, a sensor may have a temporary fault without being discarded as compromised.

²It is worth noting here that the optimal policy need not be unique.

³Note that this problem can be mapped to the problem of optimization with limited information.

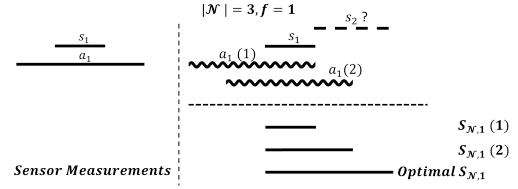


Fig. 2. An example showing that if attacker (sinusoid) has not seen all intervals then she has no policy that guarantees fusion interval is maximized.

from her sensor before sending her interval. One option for her is to send $a_1(1)$; this would not be optimal if s_2 appears as illustrated.⁴ Alternatively, if the attacker tries to attack on both sides (interval $a_1(2)$ from Fig. 2), then s_2 could still appear as shown, in which case $a_1(2)$ would not be optimal.

In cases such as Fig. 2, a reasonable goal for the attacker is to maximize the expected performance over all possible measurements obtained by correct and compromised unseen sensors. Formally, an instance of the following problem is solved for each compromised interval a_k

$$\begin{aligned} & \max_{a_k, \dots, a_{f_a}} \mathbb{E}_{\mathcal{C}_k^R} |S_{\mathcal{N},f}| \\ & \text{s.t. } S_{\mathcal{N},f} \cap a_i \neq \emptyset \quad i = k, \dots, f_a, \end{aligned} \quad (2)$$

where \mathcal{C}_k^R is the set of all possible placements of correct intervals that will be transmitted after interval a_k , and \mathbb{E} denotes the expectation operator.

There do, however, exist cases in which there is an optimal policy for the attacker even if she is not aware of all correct intervals. In particular, there exist placements of the seen correct intervals that provide the attacker with enough information to place her intervals in an optimal way. To formalize the above statement, let \mathcal{C}^S be the set of seen correct intervals and let \mathcal{C}^R be defined as above. Let l_{n-f-f_a} be the $(n-f-f_a)^{\text{th}}$ smallest seen lower bound and let u_{n-f-f_a} be the $(n-f-f_a)^{\text{th}}$ largest seen upper bound. Finally, let m_{min} be the attacked sensor with smallest width.

Theorem 1: Suppose $n - f - f_a \leq |\mathcal{C}^S| < n - f_a$, and the attacker is scheduled to transmit in consecutive slots. There exists an optimal attack policy if one of the following is true:

- 1) $\forall s_i, s_j \in \mathcal{C}^S, l_{s_i} = l_{s_j}, u_{s_i} = u_{s_j}$ and $\forall s \in \mathcal{C}^R, |s| \leq (|m_{min}| - |S_{\mathcal{C}^S \cup \Delta, 0}|)/2$
- 2) $|m_{min}| \geq u_{n-f-f_a} - l_{n-f-f_a}$ and $\forall s \in \mathcal{C}^R, |s| \leq \min \{l_{S_{\mathcal{C}^S \cup \Delta, 0}} - l_{n-f-f_a}, u_{n-f-f_a} - u_{S_{\mathcal{C}^S \cup \Delta, 0}}\}$

Proof: First suppose the first statement is true. We argue that the optimal policy for the attacker is to attack on both sides of seen intervals. For any $s \in \mathcal{C}^R$, s must overlap with at least one point in $S_{\mathcal{C}^S \cup \Delta, 0}$ (the overlap must contain the true value) and since $|s| \leq (|m_{min}| - |S_{\mathcal{C}^S \cup \Delta, 0}|)/2$ then s will necessarily overlap with all malicious sensors implementing the above policy. Note that since $f < \lceil n/2 \rceil$, the fusion interval cannot be larger than the union of all correct intervals. Therefore, this policy is optimal because the attacker can guarantee that all her intervals contain all correct intervals. Fig. 3(a) illustrates this case. All seen correct intervals coincide, and the attacker's intervals are large enough to guarantee that attacking on both sides will make sure all unseen intervals are included.

⁴The symmetric counterexample exists if the attacker tries to attack on the right (this case is not shown in Fig. 2).

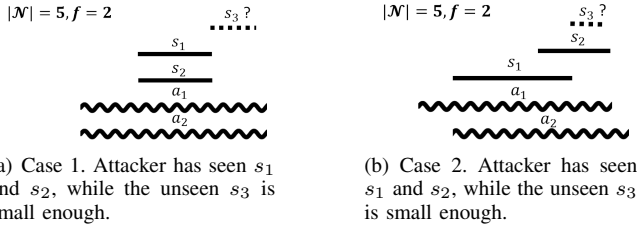


Fig. 3. Examples of the two cases of Theorem 1. Attacked intervals are indicated by sinusoids.

Now suppose the second case is true. Then the attacked intervals are large enough to contain both l_{n-f-f_a} and u_{n-f-f_a} , thus making sure the fusion interval is $[l_{n-f-f_a}, u_{n-f-f_a}]$. This attack is optimal since the unseen intervals are all small enough to not change the positions of points u_{n-f-f_a} and l_{n-f-f_a} . Fig. 3(b) presents an example of this case. The unseen interval, s_3 , cannot change the largest and smallest points contained in at least one correct interval. ■

The conditions in Theorem 1 hold when the unseen correct intervals are smaller than certain thresholds. Thus, Theorem 1 suggests that from the optimality perspective it is better for the attacker to know the positions of the larger correct intervals as they can be used to further extend the fusion interval.

B. Worst-Case Analysis

This section provides worst-case results given the attacker's goals and constraints. The following Theorem specifies a worst-case upper bound on the size of the fusion interval.

Theorem 2: Let s_{c_1} and s_{c_2} be the two largest-width correct sensors. Then $|S_{N,f}| \leq |s_{c_1}| + |s_{c_2}|$.

Proof: Let s_l and s_u be the two correct intervals with smallest lower bound and largest upper bound, respectively. Since $f < \lceil n/2 \rceil$, the lower bound of $S_{N,f}$ cannot be smaller than the lower bound of s_l and its upper bound cannot be larger than the upper bound of s_u . Thus, the width of $S_{N,f}$ is bounded by the sum of the widths of s_l and s_u because any two correct intervals must intersect. Hence the width of $S_{N,f}$ is bounded by the sum of the two largest correct intervals. ■

Theorem 2 provides a conservative bound because it does not take into consideration the sizes of attacked intervals and can only be achieved when at least two correct sensors intersect at exactly one point, namely the true value. Consequently, we formulate the following theorems that specify bounds on the fusion interval based on the size of the attacked intervals.

To formulate the theorems, we use the following notation. Given a system of n sensors and a set of predefined lengths, \mathcal{L} , let S_{na} be the worst-case (largest width) fusion interval when no sensor is attacked. With $S_{\mathcal{F}}$ we denote the worst-case fusion interval for a fixed set of attacked sensors \mathcal{F} , $|\mathcal{F}| = f_a$, whereas $S_{f_a}^{wc}$ is the worst-case fusion interval for a given number of attacked sensors, f_a . Finally, we refer to the set of n fixed (i.e., specific) intervals as a ‘‘configuration’’.

Theorem 3: If the f_a largest intervals are under attack, then $|S_{na}| = |S_{\mathcal{F}}|$.

Proof: Note that $|S_{\mathcal{F}}| < |S_{na}|$ is impossible since the attacker can send the correct measurements from her sensors. Thus, suppose $|S_{\mathcal{F}}| > |S_{na}|$. Let $S_{C,0}$ be the intersection of

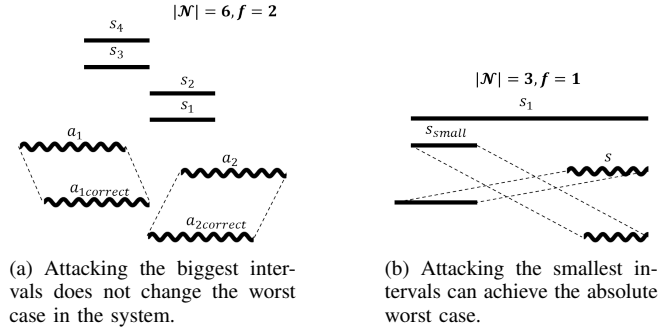


Fig. 4. Illustrations of Theorems 3 and 4.

the correct intervals in the configuration that achieves $S_{\mathcal{F}}$. Suppose $S_{\mathcal{F}}$ extends $S_{C,0}$ on the right (note that the argument for the left side is symmetric) by some distance d and let A be the rightmost point contained in $S_{\mathcal{F}}$. Since $f < \lceil n/2 \rceil$, A must lie in at least one correct interval s_c . Since s_c is correct it must contain $S_{C,0}$, which implies $d + |S_{C,0}| \leq |s_c| \leq |s_{max}|$, where s_{max} is the largest correct interval. Let s be any attacked interval that contains A . Because $|s| \geq |s_{max}|$, s can be placed to contain both A and $S_{C,0}$. Since this can be done for all attacked intervals containing A , the same worst-case fusion interval can be achieved if no intervals were attacked. ■

Fig. 4(a) illustrates this theorem. Intervals a_1 and a_2 are under attack and both do not contain the true value, which is at the intersection of the other sensors. Since a_1 and a_2 are the largest intervals, they can be moved and can be made correct while preserving the size of the fusion interval, hence the same worst case can be achieved with correct intervals.

Theorem 4: $|S_{f_a}^{wc}|$ is achievable if the f_a smallest intervals are under attack.

Proof: Note that if $|S_{f_a}^{wc}| = |S_{na}|$, the theorem follows trivially. Consider the case $|S_{f_a}^{wc}| > |S_{na}|$. Suppose $|S_{f_a}^{wc}|$ is not achievable if the f_a smallest intervals are attacked. Let \mathcal{S} be the configuration with f_a corrupted intervals that achieves $|S_{f_a}^{wc}|$ and let A be the rightmost point in $S_{f_a}^{wc}$. Since $|S_{f_a}^{wc}| > |S_{na}|$ there exists an interval $s \in \mathcal{S}$ that does not contain the true value but contains A . Let \mathcal{N}_{small} be the set of f_a smallest intervals. If $s \in \mathcal{N}_{small}$ for all such s then $S_{f_a}^{wc}$ is achievable if \mathcal{N}_{small} is under attack and the theorem follows.

Now suppose there exists an s as above such that $s \notin \mathcal{N}_{small}$. Then there exists an interval $s_{small} \in \mathcal{N}_{small}$ that is not under attack. If we swap s and s_{small} such that s_{small} now contains A and s contains the old interval s_{small} , s is made correct and s_{small} corrupted while preserving the size of the fusion interval. Since we can do the same for all such s , $|S_{f_a}^{wc}|$ can be achieved if \mathcal{N}_{small} is under attack. ■

Fig. 4(b) gives an example the theorem. The worst-case for the setup can be achieved when s or s_{small} is attacked.

Theorems 3 and 4 suggest that the attacker can gain more power by corrupting the precise sensors as opposed to the imprecise. The intuitive explanation is that the uncertainty in the system increases – attacking imprecise sensors does not greatly affect the fusion interval since their intervals are large even when correct; attacking precise sensors, however, leaves the system with less information as to where the true value is.

IV. SENSOR SCHEDULING FOR ATTACK-RESILIENT SENSOR FUSION

As shown in the previous section, the attacker’s capabilities vary greatly with the intervals she has compromised and correct intervals she has seen. In this section we investigate the impact of communication schedules on the attacker’s performance. Note that interval lengths are the only information available a priori to the system, hence any schedule will only be based on those. In this work we consider the two obvious choices of ordering sensors according to their precision. In the first, called the *Descending* schedule, the largest intervals (i.e., the most inaccurate sensors) are sent first. In contrast, the *Ascending* schedule makes the most accurate sensors send first. Other schedules are considered at the end of this section.

We first note that neither schedule is optimal in all scenarios. Theorem 1 suggests that it might be better for the attacker to see large intervals first. Fig. 5(a) illustrates an example where this is true. Fig. 5(b), however, shows that knowing the largest interval does not necessarily bring the attacker any useful information because she can only increase the fusion interval by overlapping with s_1 and s_2 . Hence, if she is aware of s_3 when sending her interval she would send a_D but that would be worse than sending a_A which would be the case if the attacker had seen s_1 and s_2 instead.

Since neither schedule is absolutely better than the other, we consider the average case. In particular, we examine the expected length of the fusion interval for each schedule given fixed sensor precisions. The next subsection describes our simulation results in testing the usefulness of each schedule.

A. Schedule Comparison

We compare the two schedules by varying the number of sensors, their accuracies and the number of attacked sensors. In particular, the number of sensors vary from three to five; the lengths of the intervals are increased from 5 to 20 by increments of 3 for each interval. Finally, the number of attacked sensors is increased from one to $\lceil n/2 \rceil - 1$. For each setup, we generate all possible combinations of measurements for all sensors and take the average length of the fusion interval, i.e., our best estimate of the true expected length of the fusion interval.⁵ In our analysis, the system always uses the sensor fusion algorithm configured for $f = \lceil n/2 \rceil - 1$.

Table I shows the simulation results. Due to the large number of combinations tried, we chose several setups that represent classes of combinations, two per n and f_a combination. It was noticed during the simulations that the expected lengths of the two schedules are similar when interval sizes were comparable, while they tend to get further apart when there are large differences in sizes. Regardless of the gap between the two lengths, the expected length under the Descending schedule was *never smaller* than that under Ascending.

B. Case Study

In addition to the simulations shown in the previous section, we also illustrate our results with a case-study. For this pur-

⁵Note that we have discretized the real line with a sufficiently high precision in order to compute the expectation in the optimization problem.

TABLE I
COMPARISON OF TWO SENSOR COMMUNICATION SCHEDULES.

	$\mathbb{E} S_{\mathcal{N},f} $ Ascending	$\mathbb{E} S_{\mathcal{N},f} $ Descending
$n = 3, f_a = 1,$ $\mathcal{L} = \{5, 11, 17\}$	10.77	13.58
$n = 3, f_a = 1,$ $\mathcal{L} = \{5, 11, 11\}$	9.43	10.16
$n = 4, f_a = 1,$ $\mathcal{L} = \{5, 8, 17, 20\}$	7.66	8.75
$n = 4, f_a = 1,$ $\mathcal{L} = \{5, 8, 8, 11\}$	6.32	6.53
$n = 5, f_a = 1,$ $\mathcal{L} = \{5, 5, 5, 5, 20\}$	5.4	5.57
$n = 5, f_a = 1,$ $\mathcal{L} = \{5, 5, 5, 14, 20\}$	6.33	7.03
$n = 5, f_a = 2,$ $\mathcal{L} = \{5, 5, 5, 5, 20\}$	5.22	5.31
$n = 5, f_a = 2,$ $\mathcal{L} = \{5, 5, 5, 14, 17\}$	6.87	7.74

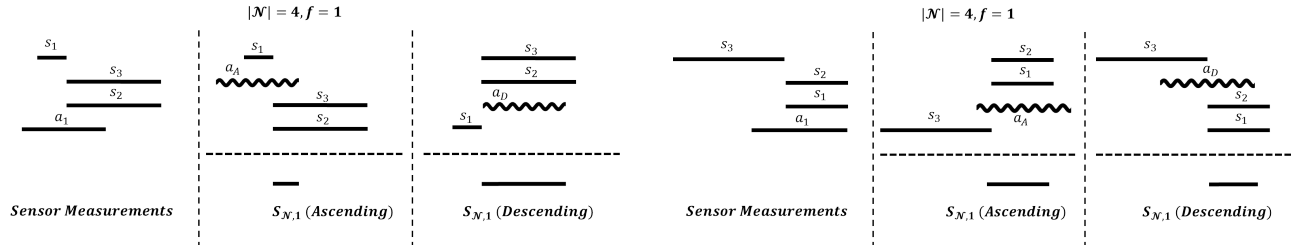
pose, we use four sensors on the LandShark robot [9] (Fig. 6). The LandShark is commonly used in hostile environments to save injured people or carry other cargo. It has four sensors that estimate its speed – GPS, two encoders and a camera. The size of the GPS and camera intervals were determined empirically – the LandShark was driven in the open and largest deviations from actual speed were recorded for both the GPS and camera speed estimates. The encoders’ intervals were determined based on their manufacturer specification.

We simulated the scenario with three LandSharks in a platoon moving away from enemy territory. The leader sets a speed target v mph for all three vehicles based on the environment. Each LandShark has a low-level controller that tries to keep the speed at v mph. There are two additional restrictions on each vehicle – speed cannot exceed $v + \delta_1$ mph as that may make the LandShark go too fast and unable to stop fast enough (either of the last two LandSharks may collide with the one in front or the leader may crash into an obstacle). Furthermore, speed is not to drop below $v - \delta_2$ mph as that may cause a LandShark to collide with the one behind. These constraints are encoded into the fusion interval – if its upper bound exceeds $v + \delta_1$ mph or the lower bound is less than $v - \delta_2$ mph then a high-level algorithm will preempt the low-level controller to guarantee safety of the vehicles.

We assume that at most one sensor can be attacked at any given point of time. In addition, while it is true that some sensors are easier to spoof than others, we assume that any sensor can be attacked in this scenario; if it is known which sensor is being attacked then any schedule that places that sensor first would result in a smaller fusion interval.

Simulations were run with a desired speed of $v = 10$ mph, and $\delta_1 = \delta_2 = 0.5$ mph. As noted above, the GPS and camera interval sizes were determined empirically and are 1 mph and 2 mph, respectively. Each encoder’s interval size was computed based on an encoder with 192 cycles per revolution, a measuring error of 0.5% and sampling jitter error of 0.05%. The final interval length was computed to be 0.2 mph.

Table II shows the results. In addition to the Ascending and Descending schedules, we include a *Random* schedule that changes transmission order in every step. For each schedule we



(a) An example where the *Ascending* schedule is better for the system.

(b) An example where the *Descending* schedule is better for the system.

Fig. 5. Two examples that show that neither schedule is better in all situations. The first column shows the measurements by the sensors, including the attacked one. The other columns contain the intervals sent to the controller, and the corresponding fusion interval.

TABLE II
CASE STUDY RESULTS FOR EACH OF THE THREE SCHEDULES.

	Ascending	Descending	Random
More than 10.5 mph	0%	17.42%	5.72%
Less than 9.5 mph	0%	17.65%	5.97%



Fig. 6. LandShark vehicle [9].

compute the percentage of runs in which the fusion interval's upper bound was above 10.5 mph and the percentage of runs in which its lower bound was less than 9.5 mph.

C. Discussion

The cases discussed in Theorem 1 are only sufficient and not necessary conditions for the existence of an optimal attack policy. Yet, simulations suggest that their intuition generalizes well – it is in general better for the attacker to know where the most imprecise intervals are so that she can attack on one side of them while the correct intervals would be on the other side, thus confusing the controller. This argument is also supported by Theorems 3 and 4, which suggest that the attacker will gain more power by compromising the most precise intervals.

Based on these results and observations, we argue that the controller will benefit from the Ascending schedule. This is especially true when there is a significant difference in size between small and large intervals, in which case the attacker can take advantage of seeing the large intervals first. This schedule makes sure that even if the attacker compromises the most precise sensors she will be forced to send first and will have to guess the position of the correct intervals.

At the same time, we note that often the fusion interval depends more on the position of the intervals than on their lengths (Fig. 5(b) is a good example of this). Hence any schedule that the controller picks will perform with various accuracy depending on the positions of the intervals.

One could also argue that imposing a scheduling order would make it easier for the attacker to know which sensors

would be most useful to attack. This argument, however, could be made about any schedule that the attacker may know in advance. A way to prevent such a situation is to change the schedule constantly. This approach is addressed in Table II, which shows that constantly changing the schedule and using a Random schedule results in a larger number of critical speed violations than always using the Ascending schedule.

One last consideration when designing a communication schedule is the likelihood that certain sensors can be attacked. In particular, an IMU is in general much harder to spoof than a GPS or a camera. In cases like these, where the system is confident that some sensors are correct, our analysis shows that they should always be placed last in the schedule, thus preventing the attacker from knowing their measurements.

V. CONCLUSION

This work described a general sensor fusion algorithm for multiple sensors measuring the same physical value. We introduced security issues by formalizing an attack policy that tries to maximize the size of the fusion interval while staying undetected. Furthermore, we proposed a communication schedule, namely the Ascending schedule, that aims to minimize the attacker's capabilities by either providing her with little information (sending at the beginning of the schedule) or little power (large intervals). We presented worst- and average-case results that support our choice of schedule and validated our results in simulation and a case study. Since we assumed uncompromised sensors always provide correct measurements, an extension of this work will introduce random faults in addition to attacks.

REFERENCES

- [1] K. Koscher *et al.*, "Experimental security analysis of a modern automobile," in *SP'10: IEEE Symposium on Security and Privacy*, pp. 447–462.
- [2] S. Checkoway *et al.*, "Comprehensive experimental analyses of automotive attack surfaces," in *USENIX SEC'11*, 2011, pp. 6–6.
- [3] L. Xiao, S. Boyd, and S. Lall, "A scheme for robust distributed sensor fusion based on average consensus," in *IPSN'05*, 2005, pp. 63–70.
- [4] M. Milanese and C. Novara, "Set Membership identification of nonlinear systems," *Automatica*, vol. 40, no. 6, pp. 957–975, 2004.
- [5] K. Marzullo, "Tolerating failures of continuous-valued sensors," *ACM Trans. Comput. Syst.*, vol. 8, no. 4, pp. 284–304, Nov. 1990.
- [6] R. R. Brooks and S. S. Iyengar, "Robust distributed computing and sensing algorithm," *Computer*, vol. 29, no. 6, pp. 53–60, Jun. 1996.
- [7] Y. Zhu and B. Li, "Optimal interval estimation fusion based on sensor interval estimates with confidence degrees," *Automatica*, vol. 42, no. 1, pp. 101–108, 2006.
- [8] D. N. Jayasimha, "Fault tolerance in a multisensor environment," in *SRDS'94: Proc. 13th Symposium on Reliable Distributed Systems*.
- [9] "The LandShark," http://blackirobotics.com/LandShark_UCGV_UCOM.html.