

bellwether

NUMBER 63 | WINTER 2006

THE NEWSMAGAZINE OF THE UNIVERSITY OF PENNSYLVANIA SCHOOL OF VETERINARY MEDICINE

MEET DEAN
JOAN HENDRICKS

**OFFICE OF DEVELOPMENT, ALUMNI
RELATIONS AND COMMUNICATION**

director of development for new bolton center
JANE SIMONE

development coordinator for new bolton center
PATRICIA HALL

**marketing communication coordinator
for new bolton center**
JENNIFER RENCH

administrative assistant for new bolton center
ANDREA WITHERS

**director of development for the
matthew j. ryan veterinary hospital**
ELANA BECK AROINS

major gifts officer
DORI MYERS

assistant development officer
MARIE T. MCENTEE

director of communication
GAIL LUCIANI

assistant director of communication
SUSAN FINKELSTEIN

special event coordinator
COREEN HAGGERTY

communication assistant
JOHN DONGES

constituent relations coordinator
ELIZABETH MCNAMARA

gift administrator
KAREN COGHLAN

photographers
CANDACE DI CARLO
JOHN DONGES
ADDISON GEARY
SABINA PIERCE

writers
ALAN ATCHISON
GAIL LUCIANI
HELENA WEEKS
NANCY WEST


designer
ANNE MARIE KANE

We'd like to hear your praise, criticisms
or comments.

Please address your correspondence to:

Gail Luciani, Editor
University of Pennsylvania
School of Veterinary Medicine
3800 Spruce Street
Philadelphia, PA 19104-6010
(215) 898-1475
luciani@vet.upenn.edu

None of these articles is to be reproduced in
any form without the permission of the editor
of *Bellwether*.

 Printed on recycled paper

© Copyright 2006 by the Trustees of the University of
Pennsylvania. The University of Pennsylvania values
diversity and seeks talented students, faculty and staff
from diverse backgrounds. The University of
Pennsylvania does not discriminate on the basis of race,
sex, sexual orientation, gender identity, religion, color,
national or ethnic origin, age, disability, or status as a
Vietnam Era Veteran or disabled veteran in the adminis-
tration of educational policies, programs or activities;
admissions policies; scholarship and loan awards; athlet-
ic, or other University administered programs or
employment. Questions or complaints regarding this
policy should be directed to: Executive Director, Office
of Affirmative Action and Equal Opportunity Programs,
Sansom Place East, 3600 Chestnut Street, Suite 228,
Philadelphia, PA 19104-6106 or by phone at (215) 898-
6993 (Voice) or (215) 898-7803 (TDD).

contents winter 2006



5



6



22

bellwether

features

- 5 JOAN HENDRICKS NAMED
DEAN OF SCHOOL OF
VETERINARY MEDICINE
- 6 GIMME SHELTER
- 22 DUSTY RIDES AGAIN

departments

- 3 EDITORIAL NOTES
- 4 DEAN'S MESSAGE
- 14 CAMPAIGN NEWS
- 20 ALUMNI NEWS
- 23 SCHOOL EVENTS

about the cover: After an international search, **Dr. Joan Hendricks, V'79, GR'80**, was selected as the School's 12th dean. The announcement was made on October 31, 2005, by Penn President Amy Gutmann and Provost Ron Daniels. Read the announcement and the first dean's message from Dr. Hendricks in this issue. Dr. Hendricks is pictured at the gates of the Old Vet School Quadrangle. Photo by Sabina Pierce.

Readers Respond

Regarding the *Bellwether* article, “High Noon for Animal Rights Law: The Coming Showdown between Pet Owners and Guardians,” Susan Finkelstein did an excellent job with this article prompting in-depth thought on this matter, owner vs. guardian. As an active animal advocate, there are some comments that Susan has made that need clarification by those of us who consistently deal with issues of animal welfare/rights.

For example, on page 18: “Today, anti-cruelty laws exist at the state and federal levels. . . . While this sounds good, it is far from the truth. The AWA at the federal level, if you have read it, is vague and invites interpretation. Enforcement of it is strictly in the hands of the U.S. Dept. of Agriculture. When you have written or called the USDA repeatedly regarding the welfare of a needy animal or group of animals for years and nothing is done, you do not have much faith in the law or those chosen to enforce it. . . .

While the article raised wonderful issues regarding animal ownership vs. guardianship, animal law must eventually encompass all of them. That may as well be dealt with now, rather than later. Another huge issue is enforce-

ment of law. The other issue, perhaps most important, which no one is addressing, is the rampant intentional or unintentional breeding of animals. . . .

If veterinary schools, animal advocates, and lawyers could establish an agreeable and comprehensive language covering the keeping of any animal by any individual or organization, we would all be well on our way to progress for all parties concerned. Our system of government does not offer a blanket solution to any particular problem when the federal government enacts law to suit its needs and individual states do likewise. Animals are everywhere. The injustice to them will continue to be fought by concerned people who feel they must speak in behalf of those who cannot speak for themselves. In doing so, laws will be enacted, sporadically, that will affect citizens and veterinarians adversely.

—LAURA COTTER
FRANKLINVILLE, NJ

The summer 2005 issue detailed the legal system’s involvement in what until now has always been a natural understanding of (mostly rural) humans—a “pet” is always around, whether a canine, feline, or caged bird. This domesticated pet is as precious as our children. It is considered personal property, but more than an inanimate object. However, the feeling of responsibility rests with those who care for this pet. Loss of the animal is met with heartfelt feelings similar to those experienced at the funeral of any relative.

The legal system is considering giving a legal status to this person–pet relationship. It’s very simple: if this relationship is “caregiver,” it requires no litigation. If somehow a case comes up involving the above, then let the judge decide. Let’s keep animal righteous people out of this simple family issue with respectful understanding of daily life and not involve the legal system.

—MRS. JOHN B. HANNUM, SR.
UNIONVILLE, PA

Editor’s note

In the Spring 2005 *Bellwether*, I promised you changes, and with this edition, I’m pleased to bring you a totally redesigned publication. We have streamlined our pages, updated our look and rebuilt our Web site. Thanks to your responses to our readership survey, we have a better understanding of the content you would like to see and the format you would like to see it in. My sincere thanks to all who responded.

You’ll see that our articles are shorter, the photos are bigger and our look cleaner. Our goal continues to be to provide you with a high-quality, well-designed magazine delivering content that matters to you, our readers.

Something else new is an advertisement on the back of our cover. We’re pleased to work with our Penn Annual Conference partners by offering this opportunity to share

useful information to our readers. In addition, watch for changes in our online version of *Bellwether*, which now links to our Special Gifts column at www.vet.upenn.edu. *bu*

But most of all, we’re excited to share with you the first message from our new dean, **Dr. Joan Hendricks, V’79, GR’80**, one of the only female deans of a school of veterinary medicine in the country. We also hope you will enjoy our interview with **Dr. Laurie Landeau, V’84, WG’84**, the first veterinarian on the University of Pennsylvania’s Board of Trustees. We hope you will find the rest of our content just as engaging, and we look forward to your comments.

—GAIL LUCIANI



Looking ahead

I cannot imagine a greater honor than being chosen to lead this important, venerated institution. I love the grand doorways, the old bricks, the smell of history and glorious achievements, and the carved plaques gratefully acknowledging those whose greatness echoes where we walk.

The School's faculty, staff and students are talented, kind and exceptionally committed to serving the mission of veterinary medicine. Ideally, the leadership of the Dean spurs these gifted people to accomplishments they never thought possible. Dean Alan Kelly's leadership has exemplified lofty, even unimaginable goals, firmly sought and achieved through vision, perseverance and implacable commitment. The School will be able to use this remarkable foundation to launch our future plans. I have begun to shape my plans by seeking the wise counsel of all the School's key groups, as well as our graduates and wonderfully committed friends and professional colleagues. These initial discussions are creating blueprints for a focused but ambitious set of goals. Undoubtedly, my vision will develop and become more informed, just as our School and profession will change in the next few years. The challenge is to take advantage of these developments so that we use them to serve us, the University, the profession and society.

The mission of veterinary medicine is multifaceted and rapidly—even explosively—transforming. We must not only represent veterinary medicine well, but push for increasingly wider societal impact. One important task of the Dean is to educate policymakers about the crucial contributions of veterinarians. Our School is very important to our profession—and our profession is vital to society in ways that many do not realize. As Dean, I look forward to taking every opportunity to broaden the public's understanding of veterinary medicine.

At the foundation of our mission is the healing connection between animals and people. Veterinarians everywhere watched the agonized response as the Hurricane Katrina calamity slowly, dreadfully, unfolded. The horrific images of a city drowning in sewage were rendered even more intolerable when we saw storm survivors being torn from their pets. Unimaginable as most of this was, for an apparently huge segment of the public, this component of the nightmare was easily imaginable.

As veterinarians, we see the best in people. Human compassion is best evinced in our tender care for those who depend on us—especially for the animals that serve us and share our homes and lives. Maybe this explains our pain when we witnessed those people and their animals being separated. We wept for the suffering and confusion of the animals, but equally for the destruction of the best symbol of our humanity. As veterinarians, we care for animals, but also for the people who care for *them*. Perhaps the only

glimmer of optimism in the storm's aftermath was the overwhelming help people offered to ease the animals' plight.

The human–animal bond is fundamentally important to our connection with the natural world. When disrupted or ignored, something dies—metaphorically, but often also literally. To be cut off from nature damages human society and the natural world alike. Veterinarians see the enormous benefits of healthy relationships between animals and people—and also the pain and unnecessary suffering resulting when that connection is damaged or lost. In our increasingly industrialized world, this disconnect is now the norm for many. Veterinarians are in a position to study, educate and develop active programs to bring animals and people back together in mutually healing relationships; if done successfully, we will be agents of enormously positive change.

As one step toward this goal, we must actively recruit veterinary students and graduate veterinarians who want to learn more about both well and unwell creatures, improve human lives through contact with animals, practice public health, and develop better means of serving agricultural practice so that people, animals and the environment benefit. I was delighted when President Amy Gutmann urged me to “harness the resources of the University for the benefit of the School of Veterinary Medicine.” In addition to appreciating the veterinary roots of the “harness” metaphor, I realize she will support the vision we must develop, in cooperation with the vast resources of the University—programs to attract and train students with diverse backgrounds and aspirations, in the model of our highly successful VMD/PhD combined-degree program.

We will revitalize our core programs and found new innovative programs that attract the world's best scholars here—both to learn and to teach. We know that we study and heal many species, but there is only one medicine. We need resources, cooperation and good ideas to foster new cross-species clinical and fundamental programs. President Gutmann's vision of cooperation among Schools is perfectly suited to these necessary connections. Joint programs between the School of Veterinary Medicine and every other School at the University of Pennsylvania are within our reach, and I am eager to work with the other Deans to begin making the best possibilities realities.

During my thirty-plus years at Penn, I have had great fun. I can't imagine that anyone has enjoyed more of the varied pleasures of solitary discovery, team achievement and difficult goals strenuously sought and successfully achieved. Since 1974, Penn is the only place I have been or wanted to be. My highest aspiration is to be the leader that our profession and our School deserve. There is greatness in the bones of this remarkable place.

—JOAN HENDRICKS, V'79, GR'80



With Dean Hendricks and friend Ginger are, clockwise, from top right are Class of 2009 students Marion Alston, Margaret Witters, Zachary Goodrich, Jeffrey Patterson-Fortin, Molly Church, Lynn Lewin, Samuel Tucker and Daniel Balogh.

Joan Hendricks Named Dean of School of Veterinary Medicine

Dr. Joan Hendricks, V'79, GR'80, has been named dean of the School of Veterinary Medicine. The announcement was made October 31, 2005, by Penn President Amy Gutmann and Provost Ronald J. Daniels. Dr. Hendricks, who assumed the position January 1, 2006, succeeds Dr. Alan Kelly, who is stepping down after 11-plus years.

Dr. Hendricks is the Henry and Corinne R. Bower Professor of Small Animal Medicine as well as section chief of Critical Care in the Department of Clinical Studies. She is also the founding director of the Veterinary Clinical Investigation Center and holds a secondary appointment as a professor in the Department of Medicine in Penn's School of Medicine.

"Dr. Hendricks's appointment is the culmination of a comprehensive search for a new dean," Dr. Gutmann said. "We looked all over the country as well as internationally and not surprisingly found the best candidate right here at Penn."

"Joan has served on the School's faculty for more than 20 years. Her knowledge of Penn is broad and deep, her commitment to the School's mission passionate. We feel fortunate indeed to be passing on the deanship from one

outstanding leader, Alan Kelly, to another, who has distinguished herself equally in three areas vital to the School: research, education and clinical service."

"To be entrusted with the leadership of this world-renowned school," Dr. Hendricks said, "is the highest honor I could receive. So much of me is invested in this wonderful place, in the education of bright and ambitious young people and in research."

Dr. Hendricks has been a leader in critical care, enhancing teaching and patient care. With colleagues at the Matthew J. Ryan Veterinary Hospital, she was instrumental in establishing a Center for Critical Care at the Veterinary Hospital that brought together the Emergency Service, Intensive Care Unit and the Hospital's Anesthesia Service into a single section.

By successfully recruiting and retaining highly regarded tenure-track faculty in the Department of Clinical Studies, she advanced the stature and importance of research at the School. Dr. Hendricks has built the School's clinical research capabilities by recruiting outstanding clinician educators and establishing an innovative partnership with Pfizer Animal Health that will support clinical trials. ■



GIMME SHELTER:

Penn begins Shelter Animal Medicine Program

BY GAIL LUCIANI

The statistics are staggering. Each year, millions of unwanted pets are born in this country. According to the Humane Society of the United States, one female cat and her offspring can produce as many as 420,000 cats in seven years; a female dog and her offspring can produce 67,000 dogs in six years.

Animal shelters take in an estimated eight to 10 million animals each year, half of which, sadly, are euthanized for lack of permanent, caring homes, because of preventable behavior problems—or for nothing more than lack of space.

The pet overpopulation problem is very real in the city of Philadelphia. The Philadelphia Animal Care and Control Association (PACCA), under the auspices of the city's Department of Health, is responsible for animal control. It urgently needs assistance neutering dogs and cats to be put up for adoption. By conservative estimates, the facility receives between 11,000 and 21,000 animals annually that have been surrendered by city residents or picked up as strays. Of these, only 33 percent of the potentially adoptable animals are placed in homes (about 4,000 to 4,600 per year). The rest are euthanized.

What is the role of the veterinary profession when it comes to pet overpopulation and the care of animals in shelters? In the past, the shelter and veterinary disciplines were often at odds when it came to ideology, business practices and even agreement on what was best for animals. Over time, various social, economic and philosophical factors contributed to the evolution of a new cooperative environment. Interest in shelter animal medicine stirred in the past decade and continues to increase today. In addition to pro bono spay/neuter work performed by veterinarians across the country, veterinary schools are taking a hard look at how they can ensure their students understand issues associated with pet overpopulation.

As a discipline, shelter animal medicine is relatively new, covering many areas of both veterinary care and shelter management. Veterinary care encompasses population health, preventive medicine, epidemiology and infectious disease diagnosis, treatment and prevention, including appropriate vaccination. Behavioral assessment, treatment and counseling are critical components to increasing adoption rates at shelters. From the shelter management perspective, components include structural design, facilities management (including disinfection), community education and outreach, and management, marketing and public relations.

Today, some form of shelter animal medicine is taught at veterinary colleges or schools at Cornell, UC Davis, Auburn, Iowa State, Oklahoma State and Ohio State. Penn will begin its own shelter animal medicine program in the spring of 2006. It will impact all students, ensuring they not only master certain surgical techniques, but also learn about other issues facing companion-animal veterinarians and animal shelters, including emergency medicine, infectious disease, parasitology and behavior. And the surgical component, once implemented, could directly increase the number of companion animals spayed and neutered in the Philadelphia area.

“The School has been working with PACCA to obtain spay dogs for junior and senior surgery classes since 2002,” said **Dr. David Holt**, chief of surgery and Shelter Animal Medicine committee member. “Though the relationship with PACCA has been strained in the past, changes in PACCA management have led to a more productive relationship.”

This relationship is critical to the success of the program, because not only it will significantly enhance the surgical experience and skills of graduating students, it will also improve the adoptability of more than 1,000 of the dogs and cats received at PACCA every year.

To strengthen the relationship between the School and PACCA, Matthew J. Ryan Veterinary Hospital Director **Barry Stupine** recently joined PACCA’s Board of Directors. “As one of the only veterinary schools in an urban location, our active participation in animal welfare issues in the city is critical to our mission of teaching, healing and research,” he said.

The new program will impact every student at the School, from the addition of four hours to the core curriculum to elective lab courses that could be held at PACCA in the second or third year. PACCA has a never-ending supply of incoming animals with common problems, including dermatitis, cuts, bruises, ear infections, diarrhea and so forth, most of which are not often seen at the Ryan Hospital. In addition, a senior spay/neuter rotation would allow students to acquire more direct surgery experience, and an externship available in the senior year would allow other areas of shelter animal medicine to be studied in depth.

“While the academic focus of the program will be pet overpopulation, our program encompasses several important areas of potential study, including the interaction of animals and society and animal behavior, both of which are already disciplines within the School,” said Shelter Animal Medicine committee chair **Dr. Chuck Newton**, deputy associate dean. “The program would expose veterinary students to an important aspect of urban veterinary medicine that is not currently part of the curriculum. And a core teaching concept from the Shelter Animal Medicine program is the importance of pro bono work in the practice of any veterinarian.”

While effective spay/neuter programs are critical in the battle against pet overpopulation, the corresponding component is adoption. “Students in the junior surgery course have traditionally been very interested in ensuring their spay dogs are adopted,” said Dr. Holt. “To make that easier, we’re now allowing students to adopt PACCA dogs directly, so that they do not have to return to the shelter.” In addition, the School cooperates with all shelters in the city, and has recently joined the Alliance for Philadelphia’s Animals to help ensure the objectives of this component of the pet overpopulation equation are met successfully.

A world-class Shelter Animal Medicine faculty, coupled with a renovated student surgery suite and a partnership with city shelters, will ensure the School continues to provide the highest quality of education to future veterinarians, who as a result, will be better prepared to enter the profession and practice veterinary medicine, whether in private practices or in shelters. By partnering with the major players in animal welfare in Philadelphia and beyond, the School will not only develop a model program for students, it will be the force behind the rescue of the lives of thousands of adoptable animals in this city. ■



Ginger joins, from left, Deirdre Weissman, V'08, Dr. David Diefenderfer, V'81, Dr. Carrie Gurnee, Dr. Chick Weisse, V'98 and Alison Seward.



Photos by Sabina Pierce

Ginger comes to Penn

At Penn, Ginger was placed under the care of **Dr. Chick Weisse, V'98**, assistant professor of soft tissue surgery, who determined that the dog required a liver shunt embolization to redirect the abnormal flow of blood through her liver. "The referring veterinarian from New York had suspected a liver shunt was present from Ginger's behavioral changes, blood work and ultrasonography," said Dr. Weisse. "These identified the presence of the congenital vascular anomaly (portosystemic shunt) within the liver."

Dr. Weisse performed a special noninvasive procedure using catheters

and guide wires to repair the abnormal blood vessel in Ginger's liver and fix the blood-flow problem. "Instead of performing traditional, invasive, open surgery, we used interventional radiology techniques under fluoroscopic guidance, similar to a video x-ray, to repair the problem through a small catheter placed in the neck," he said. "We were able to identify the shunt and place thrombogenic coils within the abnormal blood vessel to slowly close it off over time." Ryan is the only veterinary hospital in the country where procedures such as Ginger's are performed routinely; there have been only 35 to 40 cases using this or similar procedures to date.

At the time of Ginger's liver shunt procedure, no one could have known how many medical adversities the young dog would still need to overcome. While not as urgent as her liver condition, an angular limb deformity in her front left leg was observed by Penn veterinarians. With the threat of the condition worsening over time, Ginger underwent a second surgery; this time one that required breaking and resetting her afflicted leg. The surgery was performed by orthopedic surgeon **Dr. David Diefenderfer, V'81**.

"This case was interesting to me because of its multidisciplinary considerations," said Dr. Diefenderfer. "Ginger having had an intrahepatic shunt eliminated our ability to use non-steroidal anti-inflammatory drugs that we take for granted in orthopedic therapeutics. Then there were the behavioral issues that arose as Ginger became understandably more unhappy about the frequent inconveniences that were necessary for her care. The Behavior Service was helpful to us in explaining the nuances of handling that situation."

THE STORY OF GINGER:

Penn Vets Save a New York Puppy

BY ALAN ATCHISON

Plucked from a New York City animal shelter, the six-month-old puppy barely had time to settle into her new foster home before she began having seizures. Little Ginger, a female shepherd mix, had a condition that medication and TLC couldn't fix—she was diagnosed with having an abnormal blood vessel in her liver. The condition, if left untreated, would quickly create a lethal buildup of toxins.

Volunteers from the Mayor's Alliance of New York, an alliance of animal rescue groups, contacted their sister organization, the Alliance for Philadelphia's Animals, for help. The only place that could save Ginger was the Matthew J. Ryan Veterinary Hospital at the University of Pennsylvania. The School had recently become a member of the Philadelphia Alliance, which has a mission of working toward a time when no adoptable pet in Philadelphia is killed merely because it does not have a home. Special arrangements were made for Ginger's transportation and hospital care by both organizations.

Ginger needs a home

Though Ginger had a foster home in New York, doctors at Penn were concerned about having their young patient live so far away. The Mayor's Alliance of New York allowed Ginger's medical team at Penn to look for a home that would keep her close to them. While several possible homes were being considered, Ginger became a popular patient at Ryan, making friends across the Hospital when she wasn't being fostered with members of the School staff.

Yet Ginger's personality suddenly began to change; the normally playful puppy sometimes refused to be roused and angrily growled at those attempting to touch her. She began having digestion problems. Doctors first assumed she was still recovering from her liver shunt surgery and needed more time to cope with the post-surgical stress. Others expressed concern that her repeated vomiting was a symptom of a more serious, underlying issue. More tests revealed nothing.

Ginger's luck changed when **Deirdre Weissman, V'08**, president of the Veterinary Business Management Association, began a search for a "vet's dog," meaning one with so many issues that only a veterinarian would be compelled to accept the challenge. Ginger clearly fit the bill. "I heard all about Ginger and her story," Deirdre said. "I also learned of how she is so well loved by so many people here at Penn. I wanted to give Ginger the life she deserved because she had been through so much."

Ginger went home with Deirdre, but all was not well. The pup's indoor accidents increased, and blood appeared in her urine. "That began the long quest to find a cause," said Deirdre. **Dr. Carrie Gurnee**, medicine resident, ordered a cystoscopy that revealed a lesion in Ginger's left ureter, allowing blood to leak into her urine. With her digestive issues still a factor, a second cystoscopy was performed so doctors could evaluate possible repercussions from her liver shunt surgery. They discovered that Ginger's duodenum, the part of the intestine leading out of the stomach, was ulcerous.

Ginger needs more surgery

A date was set to repair Ginger's ureter lesion. In the weeks before this surgery, she faced a series of vomiting episodes and high ammonia levels. She was placed on intravenous fluids, and the extended hospital stays worsened her mood and behavior. A "caution" sign hung on her cage door. Finally, on the day of the surgery, several Penn veterinarians looked on as a physician from Thomas Jefferson University Hospital performed a procedure never before done on dogs. Unfortunately, the navigating probe caused so much bleeding

and trauma in the ureter that the doctor could not tell if he had reached the lesion. With too much uncertainty and Ginger's well-being at stake, the doctors decided to stop the procedure. Deirdre was given the option of having the dog go through a second attempt at the procedure in six to eight weeks or removing the kidney. The decision was made for Deirdre when a subsequent ultrasound identified a blood clot in Ginger's ureter, rendering her kidney functionally dead. Ginger underwent surgery to remove the kidney.

Ginger finally goes home

In the following days, Ginger's strength returned, as did her normally playful personality and mischievous behavior. "I am extremely grateful to the entire Penn Veterinary Medicine staff for all the care Ginger has received. That support structure has been the driving force behind her recovery. It's nice to know what an incredible network of people Ginger has at Penn who support her and ensure that she receives the best care possible," Deirdre said.

Ginger has retained her popularity at Penn. "So many people say 'Hi Ginger' when we're in the Hospital, and I know that she recognizes them," she said. "Everyone, from fourth-year students to the nurses, to the surgeons, to the medicine folks, knows her, and I can tell she's happy to see them, too." The dog's celebrity status increased further when she was chosen as the poster puppy for the School's new Shelter Animal Medicine program.


"Bringing Ginger into my life has been one of the best decisions I've ever made," said Deirdre. "Ginger has taught me so much, not only about veterinary medicine, but about how to appreciate life and how to make time to enjoy the things you love." 🐾



Dr. Weiss and Brandy Uhl, V'06, perform a diagnostic procedure.

letters

from the Gulf Coast



The devastation following Hurricane Katrina last August not only riveted the world's attention on people in the Gulf Coast region, but also made plain the vulnerability of animals affected by the disaster. Several of the School's faculty and staff were compelled to offer assistance to many of these animals in various ways. **Dr. Cynthia M. Otto**, associate professor of critical care, was part of a team of veterinary medicine specialists who joined members of FEMA's national disaster medical system in the Gulf area. In addition to providing medical care, the team helped round up animals and worked on disease prevention and public safety.

Dr. Lisa Murphy, assistant professor of toxicology in the Department of Pathobiology, led a group of 10 Veterinary Medical Assistance Team veterinarians and technicians on a two-week deployment to Mississippi. **Dr. Lisa Radosta**, resident in behavioral medicine, flew to the Gulf to help assess recovered dogs and cats. Nurses from the hospital also volunteered on the Gulf Coast, and the School sent badly needed supplies.

Below are portions of messages that Dr. Radosta e-mailed from the frontlines to colleagues in Philadelphia.

Sunday, September 25, 2005

I got here this morning and have been working ever since. There are a lot of pets here—dogs, cats, ferrets, bunnies. Many really frightened dogs and cats. Some just stir crazy.

When they found out I was with the Behavior Service, it was all over. I spent my entire day evaluating the cats for aggression, and tomorrow I am on to the dogs. The vets in charge are concerned that these aggressive animals may not be fostered or adopted out and may consequently be euthanized. Each one belongs to somebody who was displaced. It is very sad.

We have isolated the really frightened and aggressive cats now, and on my recommendation they are placing them in cages with only one open side so that they are not bombarded on all sides by the dogs, people, etc. I will start working with them 3–4 times per day tomorrow. Hopefully, they will be able to be placed based on what we are doing. People are amazed by what can be done

with frightened dogs with the help of a can of cat food. I told them that Jenny [O'Connor, Ryan behavior nurse] was coming and they have her name so that she can continue on this path. They are extremely excited about the Behavior Service being there.

There is a lot to do here. Many animals. They have to be checked in and out by a vet; the treatment sheets have to be reviewed by a vet and recommendations made; the aggressive ones are only walked by a vet or vet tech, etc. Of course, there is dirty work too. You just pitch in.

I am at the Parker Coliseum, which is primarily the holding shelter for owned animals, relinquished animals and animals cleared through Lamar-Dixon in Gonzalez. The facility will be closed on Oct 15th, and the animals have to be either picked up or off to another shelter by then. Lamar-Dixon is the primary clearing house for dogs rescued from rooftops in New Orleans. I offered to go there if need be. They are doing all the intake and

yesterday took in over 300 animals. There are thousands of animals there now; many species. They are still in need of a lot of help—especially emergency and critical care, because a lot of the animals are sick or injured.

One woman had rented a house in a neighboring parish. Her home is completely destroyed and her car was covered by water. Two helicopters came to get her off the roof, but they would not take her dog. She would not go. When the third one came, they took her and her dog in the basket to safety. Her dog has been at Parker since then. She was crying when she saw him (a golden retriever mix). He was bouncing around. We were all crying. I am really moved by the whole thing. It is amazing.

I don't know how often I will have Internet access, but I wanted to let you know that I am here.

Tuesday, September 27, 2005

On Monday, I was given the assignment of vet for the cat area. You are given an assignment and stay there until you leave. We have 200–300 cats. About 80 are in quarantine (upper respiratory), and the rest are mine. I have 1 tech and a bucket-load of awesome volunteers. They show up and work for 12 hours in the heat and no one complains. Of course, I am using color-coded index cards to denote animals that need doctor's or tech's attention, keeping track of animal transfers on my pad/clipboard combo, and we are making lists with little boxes that we efficiently check off. It makes me happy to have control of this little part of my world when the world around me is chaotic and unpredictable.



The Parker Coliseum at Louisiana State University in Baton Rouge served as an animal shelter for the pets of people displaced by Hurricane Katrina.

We spend a lot of time examining cats who aren't feeling well while in the hospital. One kitty was in the Katrina waters for 6 days. I don't think that I would want to eat either. I am glad to say that the angry-cat area (chill room) has become smaller. Just a little environmental enrichment (hide box, larger cage) will sometimes do it. Many of the cats were labeled as aggressive, but they only became that way when they could see another cat. We try to get hide boxes and cuddle boxes into every cage possible. . . We have evaluated a couple of aggressive dogs that turned out to be really scared and very trainable with a little bit of food. I think we all have pets that would not be comfortable in this type of frightening situation and would act out with aggression. It is a little more scary to enter a stall with a large dog that is aggressive, but the techniques that we use at Penn work in the Baton Rouge heat in a horse stall, too. I am looking at a dog who snapped at a tech. He is atrophied in the rear and he snapped when his back was petted. The person who wants to adopt him has a 14-month-old and a 4-year-old. We will do a physical exam and a behavior evaluation.

The reports out of Lamar-Dixon are discouraging. They have thousands of animals and they continue to come sometimes in the hundreds. They need critical veterinary care. They could use some criticalists badly. The vets sleep in the barn or on the bathroom floor. Animals are still being pulled off of houses and out of the water. Can you imagine? They have not been fed a meal or had clean water for 3 weeks. They are scared out of their minds. They are emaciated. It sounds heartbreaking. Even when Parker closes, they will still need people. I hope that the public can stay aware of the situation. Vets who would like to help should register with ASPCA.

Well, I am tired, stinky, and I need a shower. I still put on makeup each day and pull my hair back with a nice spritz of hairspray in the hopes that I will look decent, but there is just no way in this heat. We are supposed to get down to 75 degrees tomorrow.

See you guys soon.

—DR. LISA RADOSTA



Dr. Lisa Radosta

“People are amazed by what can be done with frightened dogs with the help of a can of cat food.”

landhope

laurels at landhope

OPPORTUNITY SCHOLARSHIP SPONSOR

BY NANCY WEST

Jamie O'Rourke comes from a long line of equestrians that includes polo players, hunter-jumper riders, fox hunters and show-horse enthusiasts. His mother, Mary O'Rourke, has been running horse shows and events for 60 years. Since 1986 they have built The Laurels at Landhope Combined Driving Event from a small club event with 15 entries inside a 40-mile radius of Chester County to the most prestigious major international event of its kind, with 100 entries from 23 states and throughout the world. Held annually in West Grove, Pa., The Laurels at Landhope is recognized by the Federation Equestre Internationale, the international governing body for all Olympic equestrian disciplines.

The fastest-growing equestrian sport in the country, combined driving is grounded in British tradition. It involves a unique partnership between horse or pony and driver that relies on training and trust and features the elegance of dressage, the excitement of cross-country racing and an intricate test of skill and precision.

Each year, The Laurels at Landhope uses the proceeds of the Combined Driving Event to support organizations that promote animal welfare and the preservation of open space. "Both are essential to the equestrian way of life," said Jamie O'Rourke, who also designs cross-country courses, judges national and international horse shows and events and serves as an equestrian event consultant.



Maureen Holowinski, V'08, and friends.

One of The Laurels's long-time beneficiaries has been the School of Veterinary Medicine's New Bolton Center, which Jamie described as a "local treasure that we consider the top vet school in the world." Last year, The Laurels began focusing its contributions on supporting a veterinary student through the School's Opportunity Scholarship Program, which has provided more than \$900,000 in scholarship funds since it began in 1998. What also distinguishes this program is its mentoring component, whereby each student is matched with a mentor whose interests are similar to those of the student.

"We need quality veterinarians and research and science that will improve the quality of life for our horses and enable them to live longer," said Jamie. "So it's extremely important to encourage young people who are studying to become veterinarians by providing financial and moral support."

The Laurels's dedication to the equestrian world made **Maureen Holowinski, V'08**, a natural choice for the recipient of this scholarship. Introduced to horses as a child by her mother, Maureen said she was hooked the first time she rode at age 10. "I learned to ride on hunter jumpers so I especially love show horses. They are phenomenal athletes. I'm interested in studying lameness and orthopedics—anything that keeps a horse performing well."

A 2004 graduate of the University of Illinois at Urbana-Champaign, Maureen chose Penn in part because of New Bolton Center's reputation and the fact that it offered the highest caseload of horses—particularly sport horses. In 2005 she had the opportunity to spend the summer at New Bolton as the recipient of the distinguished Csaba Vedlik Equine Scholarship.

Maureen said she was also attracted to Penn by the Opportunity Scholarship Program. "Just the thought that the School offers a scholarship with personal support from the sponsors as well as a mentor really impressed me. It's a great feeling to know that The Laurels at Landhope is sponsoring my scholarship and that the O'Rourkes and others will be rooting for me throughout my four years at

Penn. Having a mentor is also very valuable and it sets this scholarship apart from others.”

Maureen considers herself fortunate to be mentored by **Elaine Hammel, V’60**, emeritus associate professor of medicine at the School. A veterinary pioneer, Dr. Hammel was the first woman to lead the School’s William Boucher Field Service Program. She was also the first woman ever appointed to an academic post in ambulatory veterinary medicine in the country.

Dr. Hammel thoroughly enjoys her role as mentor. “I like working with young people,” she said. “It’s rewarding to have the chance to help students as they make important decisions about their career paths. Maureen is a mover and a shaker with the potential to be a leader in whatever she chooses to do. I encourage her and others to keep an open mind about all the possibilities and take full advan-

tage of the wonderful education that Penn affords them.”

“It’s reassuring to know that I can turn to Dr. Hammel for advice whenever I need her,” said Maureen. “Having this scholarship is also motivating. It helps when you’re feeling stressed by all the work involved in your studies to know that people like the O’Rourkes and Dr. Hammel really believe in you. It also helps to know that Dr. Hammel went through the same courses and program I have undertaken.”

Jamie O’Rourke summarized the program well. “When you can focus on one individual and watch that student’s progress, you can see very clearly how your contributions are having a real result and making a difference for someone. We believe that Maureen has a bright future in equine medicine and it’s very rewarding to support her efforts to become a veterinarian.”



Courtesy of Jamie O'Rourke

Jamie O'Rourke at an equestrian competition.

School receives two transforming gifts

Vernon and Shirley Hill Pavilion

In September, Amy Gutmann, president of the University of Pennsylvania, and Dr. Alan M. Kelly, former dean of Penn's School of Veterinary Medicine, announced a \$10-million gift from Vernon and Shirley Hill to the School of Veterinary Medicine.

The gift will be used toward the completion of a new teaching and research center, currently under construction, to be called the Vernon and Shirley Hill Pavilion. The building will open in the fall of 2006 and is the first new Penn Veterinary Medicine building in Philadelphia in 25 years.

Vernon W. Hill II is the founder and chairman of Commerce Bancorp, Inc. Shirley Hill is the founder and president of InterArch, an architecture and design firm in Mt. Laurel, N.J.

The Hills are residents of Moorestown, N.J. Vernon Hill is a graduate of the Wharton School at Penn.

The Hill Pavilion will be the new academic center of the Penn School of Veterinary Medicine. It will contain five floors, including teaching and library space, research laboratories and a vivarium.

"The gift from the Hills," said Amy Gutmann, president of Penn, "is the largest gift the Veterinary School has ever received from a living donor. It allows us to continue and expand the world-class teaching and research mission of the School."

"The Hills share with us our vision of being the world's premier veterinary educational center," said Dr. Kelly, "and they recognize the importance of the school. This new building has been one of my primary goals, and I thank the Hills for their support."

Vernon Hill said, "My wife and I are pleased to support the world's premier School of Veterinary Medicine which is a part of one of the world's great universities. Dr. Kelly and his staff are on a never-ending mission to advance the teaching, care and research goals of a great institution. We are pleased to have our name associated with both the University and the School of Veterinary Medicine."



Former Dean Alan Kelly with Shirley Hill, University President Amy Gutmann (holding Duffy) and Vernon Hill.

Photo by Sabina Pierce

Kresge Challenge

Before its October 1, 2005 deadline, the School completed the Kresge Challenge, a \$1.5-million grant from the Kresge Foundation of Troy, MI. The grant will be used toward completing the Vernon and Shirley Hill Pavilion, the new teaching and research building currently under construction in Philadelphia. The Kresge Challenge, issued in June 2004, required that the School raise \$13 million through 5,500 new gifts and pledges by October. The School met these criteria thanks to generous contributions from the Penn community, alumni, individual donors and various organizations. The Challenge was the largest ever for an Ivy League institution. ■

Clinical Trials at Ryan Veterinary Hospital

Clinical trials investigate new methods of disease prevention, diagnosis, and/or treatment. Drugs, vaccines, immunotherapy, surgery, nutrition and complementary or alternative medicines—such as acupuncture—are some of the approaches used to prevent and treat diseases in animals, just as in people. In the Clinical Studies Department at the Matthew J. Ryan Veterinary Hospital, two trials are currently underway. One study evaluates how to treat different kinds of cancer in dogs and cats and the other is evaluating pain treatment in dogs with arthritis and bone cancer. If you believe your pet might benefit from participating in a clinical trial or you would like additional information, contact the School's Clinical Trials staff at (215) 573-0302. You may leave a message that includes your contact information, and one of our staff will return your call. You may also send an email to vcic@vet.upenn.edu with your questions.

Penn Researchers Study the Use of Ultrasound for Cancer Treatment

For the first time, ultrasound is being used in animal models—to treat cancer by disrupting tumor blood vessels. The School of Veterinary Medicine's **Dr. Andrew Wood, DVSc, PhD**, professor of radiology, and researchers at Penn Medicine completed a study in mice in which they used ultrasound both to see a tumor's blood perfusion and then to treat it with a continuous low-level ultrasound. After three minutes of this treatment, researchers observed that the tumors had little or no blood supply. The results of this study were published in the October 2005 issue of *Ultrasound in Medicine and Biology*. The study was funded in part by the National Institutes of Health.

Feline Mucopolysaccharidosis

With the support from the National MPS Society and National Institutes of Health, **Dr. Eva Tcherneva**, postdoctoral research specialist, and **Dr. Jessica Caverly, V'96**, postdoctoral fellow in medical genetics recently characterized the molecular defect and pathology for feline mucopolysaccharidosis, a devastating and very unusual hereditary lysosomal storage disorder. Other similar disorders were surveyed in some breeds of dogs by the School's Josephine Deubler Genetic Disease Testing Laboratory, including mucopolysaccharidosis in skipperkes, miniature pinschers and miniature schnauzers.



Photo by Sabina Pierce

Dr. Dottie Brown screens a dog with arthritis for participation in a pain management clinical trial at Ryan Veterinary Hospital.

New Blood

The Transfusion Laboratory at Penn and the Penn Animal Blood Bank have identified a new blood type in Dalmatians and domestic shorthair cats that may be of considerable importance when transfusing animals.

Expanded Reproduction Service

While the Section of Medical Genetics at the Ryan Hospital has provided breeding assistance, pregnancy evaluation and diagnostic and therapeutic workup of sex developmental disorders and infertility problems of dogs and cats for decades, it now offers an expanded reproduction service with additional modern technologies. This includes canine semen cryopreservation and long-term storage as well as endoscopic transcervical and surgical artificial insemination. To schedule an appointment, contact penngen@vet.upenn.edu or call 215-898-8894. ■

School of Veterinary Medicine Alumna joins University Trustees

BY HELMA WEEKS

Dr. Laurie Landeau, V'84, W'84, leads a busy life. Currently, she is the Associate Director of Aquavet® (a summer educational program in aquatic veterinary medicine presented by Penn and Cornell), acts as capital campaign chair for the Veterinary School and as a member of the School's Search Committee for a new Dean, serves on various other boards in addition to her regular job as general manager of a New York company, and pursues a wide range of interests, including raising horses, driving carriages, riding, cooking and putting up preserves. But Laurie now has another, very important charge—one that no other veterinarian has ever had at Penn: This year, she was appointed a University Trustee, not only the first vet, but also the first alumna to succeed her father—the late Ralph Landeau, CHE'37, HON'93—on the Board.

Being a pioneer is not new to Laurie. At Penn, she earned the first combined-degree VMD/MBA in the country; in fact, with the help of a former dean, Laurie created the program. "When I was going to apply to vet school, I came to [Dean] **Bob Marshak** and asked: 'How easy is it to take courses in business since Wharton is right across the street?' At the time, my family owned a big international company, and as an only child, I knew I would need to learn enough to know what was going on in it. Bob said: 'Well, it really is not that easy, given your schedule. But have you ever thought of maybe applying to both schools?' I hadn't really. So we looked into it, and Wharton said if you apply to each school and get accepted, we will work with you to create a joint-degree program. So, that's what happened."

Now, as a Trustee, Laurie is part of a team that delegates responsibility for the day-to-day management of the University to the administration and the President. The Trustees are a bridge between the University and the world—interpreting Penn to the public, but also bringing experience gained outside the University. They are leaders in identifying and developing financial resources. With the President, the Trustees determine the long-range alloca-

tion of resources, making decisions in the context of the needs and expectations of the University's constituencies and of society.

"Because of Amy Gutmann's idea that we are moving from excellence to eminence, I like to say the Veterinary School is already eminent," explained Laurie. "There needs to be recognition at the level of the Trustees of this, and there needs to be somebody who can basically fight for the needs of the Veterinary School, but without forgetting that there is a whole rest of the University. When you go on the Board of Trustees, obviously you are expected to have the entire University as your portfolio."

Long before becoming a Trustee, before earning any degree, Laurie knew she wanted to be a veterinarian—as early as the third grade. Growing up on the water in Asharoken, N.Y., she developed an interest in aquatic ani-

mals. "I did all kinds of things on the water, shellfishing mostly, and I kept hermit crabs as pets. It is a very interesting thing that in my little village of 500 people, in my cohort of kids, three of us out of about 20 are female veterinarians, and two of us are in aquatic animal medicine."

At Penn, Laurie found the faculty particularly helpful during such a transitional period in her life. Not only did Dean Marshak assist her with the VMD/MBA program, but at the same time **Dr. Leon Weiss**, professor of cell biology, was helping her navigate through the difficulties of that cru-

cial first year. **Dr. Donald Abt, V'61**, emeritus professor of aquatic animal medicine, "was a career influence, and somebody whom I worked with; he has been an advisor, a friend, a confidant."

Laurie continued, "I always say that **Mark Allam** [Dean from 1953 to 1973] in some ways had the biggest influence on me because he taught me to drive horses. That became an absolutely life-long passion and I have done it ever since. It was a privilege to know him. As a graduate, **Dean Kelly** has been a great influence on me. He has been a model in every way for class and dignity and love of the Vet School. And [**Dr.**] **Gerry Schad** [professor of parasitology] has been like a member of my



The late Ralph Landeau with daughter Laurie.

family for two decades and has been a shining example of the best of humanity.”

At Aquavet, Laurie encourages young veterinary students and veterinarians to pursue aquatic animal medicine as a career. “The program has been important to the practice of aquatic veterinary medicine in the sense that today almost everyone of a certain age who works in aquatic animal medicine has come through Aquavet. If you look at public display aquaria on the East Coast—Boston, Baltimore, the Carolinas, Camden—most of the veterinarians are graduates of Aquavet.

“Because of Amy Gutmann’s idea that we are moving from excellence to eminence, I like to say the Veterinary School is already eminent.”

“The two growth areas we see [in aquatic veterinary medicine today] are lab-animal medicine and aquaculture. Increasingly fish and shellfish are being used as laboratory models, and therefore you need laboratory-animal veterinarians who know aquatic animals, which up to now, no vet really did. . . . The problem we have is that most people go into that program thinking they want to work with dolphins and whales, but that’s not really a growth industry. So we try to steer them in other directions.”

Off the job, it’s not just sea animals that Laurie spends time with. She and her husband, Bob Maze, share their home with a chow-border collie mix “who was completely feral, caught out of a dog pack.” They also have two cats: a polydactyl tabby Laurie adopted from a humane society and a kitten recently rescued in a parking lot in Huntington, N.Y. By land or by sea, Laurie Landeau truly is a veterinary renaissance woman. ■

A Goodbye to Wil Weber

Dr. Wilfried T. Weber, emeritus professor of pathology, died June 28, 2005 after a long battle with lymphoma. The Veterinary School students and faculty lost a beloved teacher, colleague and friend.

The oldest of six children, Dr. Weber spent his early years in Rosenheim, Germany. At 18, he traveled to the United States to attend Cornell University, where he earned his Bachelor’s degree and DVM degree.

In 1966 he earned a doctorate from the University of Pennsylvania and subsequently became an assistant professor of pathology. Dr. Weber was promoted to associate professor of pathology in 1969 and became professor of pathology in 1975. From 1983 to 1989, Dr. Weber served as chair of the Pathology Department. He was named emeritus professor in 2004.

During a transatlantic crossing, Dr. Weber met his future wife, Irmgard Rother. Their two children, Andrew and Christine, pursued careers in health care: Andrew is a radiologist in North Carolina and Christine a nurse practitioner in Colorado. Both children also share their father’s love for skiing. Dr. Weber was an avid and accomplished skier who enjoyed the slopes in Colorado as well as those in Europe. He loved travel and hiking. One of his favorite and most memorable trips was to see African wildlife.

Although he enjoyed teaching and working in the laboratory, Dr. Weber found getting acquainted with students outside the classroom very rewarding. He forged many friendships during Friday happy hours outside Room 13. The coveted prize of an evening with Dr. Weber at a local pub always fetched a high bid at the annual SCAVMA auction. Dr. Weber was honored with both the Lindback and Norden awards for distinguished teaching, a reflection of his popularity among students. He also received the Class of 2004 teaching award. Former dean Alan M. Kelly, a longtime colleague, reflected, “Wil Weber was an inspiration for the way he continued to teach, and teach well, despite a severe, debilitating illness. His fortitude and devotion to students was very moving.”

Dr. Weber is survived by his son and daughter, five siblings, and three grandchildren.

—MINDY COHAN, V’93



Dr. Wil Weber with Mindy Cohan, V’93.

1930s

1937 – Julio (J. J.) Malnati was selected to receive the Distinguished Dairy Cattle Breeder Award for 2005 from the National Dairy Shrine. The award has been presented since 1973 to active, progressive dairy producers who, through their expertise in managing a dairy breeding herd based on sound genetics and business principles, serve as models of success for their contemporaries. After graduation, Dr. Malnati operated a mixed-animal practice in New England, eventually concentrating on large-animal reproductive health.

1950s

1959 – At the 123rd Annual Scientific Meeting of the Pennsylvania Veterinary Medical Association (PVMA), **Max J. Herman** was given the PVMA's Lifetime Achievement Award. Dr. Herman was recognized for his many years of dedicated service to the profession and the public, and for bringing the historical significance of veterinary medicine into the limelight through his commitment to the Eastern Veterinary Historical Society, where he has served as president since 1996.

1960s

1967 – Eugene Steffey received the UC Davis Alumni Achievement Award during the 2005 UC Davis School of Veterinary Medicine commencement ceremony on June 17. After earning a PhD from UC Davis in 1973, Dr. Steffey joined the faculty of the UC Davis School of Veterinary Medicine, worked in private practice, was an NIH special fellow at the NIH Heart and Lung Institute, and was a postdoctoral research fellow in the Department of Anesthesia, UC Medical Center, San Francisco. Dr. Steffey also has served as affiliate scientist for the California National Primate Research Center and as collaborating investigator at the Institute for Environmental Health Research. He is currently professor in the Department of Surgical and Radiological Sciences and anesthesiologist and head of the Anesthesia/Critical Patient Care Service of the Veterinary Medical Teaching Hospital, UC Davis.

1968 – H. Wesley Towers retired after a 36-year career that fulfilled a number of veterinary occupations. Hired by the Pennsylvania Department of Agriculture in 1968, Dr. Towers has learned to multi-task, taking over as track veterinarian for two colleagues, while maintaining his job as a state veterinarian.

1970s

1972 – Peter J. Ihrke became president-elect of the AVMA's American Board of Veterinary Specialties (ABVS), after serving as member-at-large of the Executive

Board in 2004. Under the AVMA, the ABVS is the governing body that oversees all the veterinary specialty colleges and boards in North America.

1977 – Judith Gwathmey, CEO/CSO of Gwathmey, Inc., a preclinical contract research organization, was selected for the National Institutes of Health Commercialization Assistance Program (NIH-CAP). Dr. Gwathmey, who has worked to identify genetic patterns of heart failure, will be creating animal- and human-model microarrays to determine and test new therapeutic agents. The NIH-CAP program will aid Dr. Gwathmey in bringing these new agents to the market. Gwathmey, Inc. is one of 129 companies selected for the acclaimed program.

1978 – Linda Rhodes, founder of AlcheraBio, joined the Board of Directors of ImmuCell Corporation, a biotechnology company that develops products designed to improve animal health in the dairy and beef industries. For the past 25 years, Dr. Rhodes has worked for major pharmaceutical companies.

1979 – Joan Hendricks, was selected as dean of the University of Pennsylvania School of Veterinary Medicine.

1980s

1982 – Retired veterinarian **Jean McCoy Salwen** became a member of the Board of Directors at Arcadia University, a private college in Glenside, PA.

1988 – Eric K. Dunayer, a consulting veterinarian in clinical toxicology at the ASPCA Animal Poison Control Center in Urbana, IL, became a diplomate of the American Board of Toxicology, Inc.

1990s

1997, 98 – In May, husband-and-wife veterinary team **Mark Kapolka** and **Mary Jane McNamee** opened their own clinic, Apple Creek Veterinary Hospital, in North Cornwall Township, PA.

1990 – At the 123rd Annual Scientific Meeting of the PVMA, **Michael Moyer** was given the Veterinarian of the Year Award for his commitment to building bridges with other organizations as an advocate for animal welfare and his leadership and dedicated service to the veterinary profession. Dr. Moyer also founded the Feral Cat Summits, a springboard for the creation of the PVMA's Animal Welfare Committee. He also assisted in developing the School's Shelter Animal Medicine program and is a board member of the Alliance for Philadelphia's Animals.

1990 – At the 123rd Annual Scientific Meeting of the PVMA, **Karen Martin** received the PVMA's President Award for her contributions to animal health and veterinary medicine and her instrumental role in the development of County Animal Response Teams in northwestern Pennsylvania. She currently serves as the Region 1 Veterinary Medical Field Officer for the Pennsylvania Department of Agriculture.

2000s

2000 – **Jennifer Hopkinson** purchased the Animal Care Hospital in Lewisburg, PA. Dr. Hopkinson's husband, Michael, will serve as business manager. The hospital employs three full-time veterinarians, including Dr. Hopkinson, and has a total staff of about 20.

births

1999 – **Dara Zerrenner**, a daughter, Devin Olivia Franks, on May 24, 2005.

deaths

1944 – **William R. Shaw** on April 7, 2005.


1944 – **Laird S. Thompson** in June 2005.

1951 – **Robert J. Dineen** on May 11, 2005.

1966 – **William M. Mekenney** on November 15, 2005.

1994 – **Thomas S. Osborne** on August 27, 2005.

Alumni Connections

Do you need to update your alumni record? Find a former classmate or request a transcript? You can do all this and more by visiting the following Web site: 
http://alumni.vet.upenn.edu/alumni_connections.htm

Or if you prefer, contact:
Office of Development,
Alumni Relations and Communication
University of Pennsylvania
School of Veterinary Medicine
3800 Spruce Street
Philadelphia, PA 19104
215-898-1480

KRESGE SUPER CLASS CHALLENGE WINNERS



And the winners are . . .

Class of 1934: Class with the best participation percent
Class of 1978: Class with the most donors

To help meet Penn Veterinary Medicine's goal of earning the Kresge Challenge Grant, the School asked all alumni classes to participate in the Kresge Super Class Challenge. Any size new gift counted toward our target numbers to receive the \$1.5-million grant from Michigan's Kresge Foundation. This grant money will be used to complete the Vernon and Shirley Hill Pavilion, which is set to open in Fall 2006. The winning classes will each have a study room in the new building named for that class.



Alumni Day 2005

On Saturday, October 1, 2005, more than 150 alumni and their guests returned to Penn Veterinary Medicine during Alumni Weekend 2005 at New Bolton Center. Along with the Alumni Picnic were a variety of family activities scheduled throughout the day.

Photo by Bob Jennings



Above, in keeping with a decade of tradition, several horse-drawn antique carriages arrived at the picnic, in association with *An Evening in Old Philadelphia*. Guest of honor Gail Riepe joins others on the New Bolton Center carriage.

Below, at the end of a hayride, families hunted for pumpkins.

Photo by Candace di Carlo



Photo by Candace di Carlo



From the Class of 1955, left to right, front row, Lea McGovern, Jim Mock, Walter Loeb, Larry Atkinson; back row, Alex Tong, Bill Carr, Bernard Levin, Dean Alan M. Kelly, George Swart, Jim Brewer (holding banner), George Wilson, John Higgins (holding banner), Peter Craig, Clem Schmitt, Joseph Brewer; Dan Tapper and Charles Raker; V'42 (Professor Emeritus).

Photo by Candace di Carlo



From the Class of 1980, left to right, front row, Robert Weiner, Margaret Yeaw, Kathleen Boldy, Chris Bukata, Lee Blazejewski; second row, Betsy Japp, Fay Sorhage, Alix Wetherill, Betsey deMarino, Michele April (holding banner), Diane Eigner (holding banner), Caroline Ballard, Joshua Dein, Steve Atwood; and third row, Leslie Gall, Peter Sikora, Stephen Bassett, Henry Warren, Nadine Hackman, and Hilton Klein.

Photo by Candace di Carlo



From left to right, Ursula Nunamaker; David M. Nunamaker, V'68, Jacques Jenny Professor of Orthopaedic Surgery and Chairman, Department of Clinical Studies, New Bolton Center; Brenda Lewis Stewart, V'70; and Jeffrey Wortman, V'69, Associate Dean, Office of Student and Curricular Affairs.

Letter from Marilyn Weber, New VMAS President

I am truly honored to assume the leadership of such a prominent group of veterinary professionals and at such an important time in the history of the School and the profession. Thank you for the trust you place in me; I will do my best to lead, advocate, and initiate whenever necessary to ensure the future success of our School. I also want to extend my heartfelt thanks to **Dr. Jim Stewart, V'68**, outgoing president. His leadership has been invaluable.

As I assumed the VMAS presidency on October 1, 2005, and my transition comes at a pivotal time. **Dean Kelly** is retiring as of January 1, 2006, and **Joan Hendricks, V'79, GR'80**, has been named Dean Designate. Joan is the first female dean of any vet school in the country!

We successfully completed the Kresge Challenge, issued in June 2004 by the Kresge Foundation of Troy, Mich. The Challenge required that the School raise \$13 million through 5,500 new gifts and pledges by October 1, 2005 to receive a \$1.5-million grant. This was one of the largest challenge grants in its history and, at the time of issue, the largest ever for an Ivy League institution. And we did it!

Fiscal year 2005 was our most lucrative fundraising year ever: we raised a total of \$22 million. In October, Vernon and Shirley Hill made a \$10-million gift to the School for our new teaching and research building in Philadelphia, which has been named the Vernon and Shirley Hill Pavilion in their honor.

In view of the above accomplishments, our challenges for next year are self-evident. I hope to continue the important work the VMAS Board has undertaken in such areas as student relations, engagement of recent graduates, and alumni participation, to name a few. As VMAS president I will work to increase our presence as Penn alumni at national and regional meetings, as well as at the Farm

Show in Harrisburg. I also would like to see more alumni contact with classmates via listserves and contact with current students at the School. Projects on the horizon include the development of regional alumni clubs and student mentoring events.

During my tenure as president-elect, I had the opportunity to chair the Alumni Liaison Committee in its annual review of Ryan Hospital. What an incredible experience to view the daily operations of what has become the largest urban companion-animal teaching hospital in the country! The work accomplished on a daily basis is overwhelming.

During this review process, one area in particular continues to resonate with me — the relationship we, as graduates, have with current students. I believe we need to create more of a presence in the professional lives of our current students through personal contacts, visits to practices, and mentoring. This is an area of special interest to me and one I will bring to VMAS for its consideration. These relationships are crucial to our future. From the moment a student enters our School, he/she becomes a member of a special family—the Penn Veterinary family. We must communicate this in every way possible while the students are still in school.

We each share in the above accomplishments, and thus we each have a responsibility to support the next generation of practitioners by giving back with our time, energy, and talents. I invite you back to Penn. You'd be surprised at what is going on in the Hospitals and classrooms.

In closing, I remind you of how important your input is today and every day. I encourage you to take a moment and share any suggestions or concerns you might have by contacting the editor of Bellwether. Thank you.

—MARILYN WEBER, V'75

“ Fiscal year 2005 was our most lucrative fundraising year ever: We raised a total of \$22 million. ”

Dusty

Rides Again

When Dusty, a 15-year-old Chincoteague pony, was rescued by his current owner, he had been suffering from severe laminitis (founder) and neglect for several years. The pony's affectionate nature and outgoing personality, though, soon made him a well-loved part of the family. But something was wrong, and Dusty needed help.

Several days before Dusty was brought to New Bolton Center, he had a severe episode of respiratory distress: when he was excited he made a loud "honking" noise while taking a breath. Dusty's local veterinarian had performed endoscopy and found that his trachea was collapsing, making it difficult for him to breathe. At New Bolton Center, tracheal collapse was confirmed through endoscopy and radiographs. The condition was most severe at the base of his neck, where the collapse was almost complete.

The trachea, or windpipe, is supported along its length by a number of circular rings of cartilage. The rings are not complete; they have an opening on top, facing the spine. Tracheal collapse occurs when this cartilage loses its stiffness, leading to a more flaccid trachea that cannot withstand the forces the diaphragm generates during respiration. Tracheal collapse is a relatively rare disease in horses—ponies and miniature horses are more often affected. In companion-animal medicine, the condition is most commonly seen in small-breed older dogs. To date, surgical treatment of tracheal collapse has only been

described in few horses, but several methods of surgical treatment have been well described for dogs.

Following consultation with **Dr. David Holt**, head of Surgery at the Matthew J. Ryan Veterinary Hospital, Dusty was scheduled for an operation to place prosthetic rings on the outside of his trachea, which would hold the trachea in a more open position. Although Dusty is small for a horse, he is much bigger than the dogs that are generally treated, so rings had to be custom-made. With the help of New Bolton Center farrier **Rob Sigafos**, prosthetic rings made of polyethylene were created. While awaiting surgery, Dusty was kept comfortable with medical management, including bronchodilators and anti-inflammatories given through an inhaler, and kept quiet and cool in the air-conditioned intensive care unit.

Once the prosthetic rings were prepared, Dusty was taken to surgery. Dusty's primary veterinarian, third-year resident **Dr. Kira Epstein**, with the help of interns **Dr. Jim Nutt** and **Dr. Charlie Pinkham**, placed a total of 11 rings in Dusty's trachea for support. The pony did very well during surgery and was breathing easily when he recovered. The day after surgery, radiographs and endoscopy were repeated and confirmed that his trachea was much more open.

Dusty did not exhibit signs of any complications following surgery and was returned to the care of his owner. He—along with his owners—is continuing to breathe easily at home. ▀

White Coat Ceremony



Photos by Sabina Pierce

At left, Shannon Long, V'07, J.D. Foster, V'07, and Rebecca Haviland, V'07, after the White Coat Ceremony held November 18, 2005. Every fall, the third-year class receives white lab coats, in preparation for the beginning of clinics. The class chose Dr. Robert S. Gilley as their honored guest to moderate the ceremony.



Carnivale of the Dogs



Photos by John Donges

On November 12, faculty, staff and students participated in the Carnivale of the Dogs, held in partnership with Commerce Bank. The event included a pet parade, live music, dog adoptions from the city shelter and even a paw reader. Veterinarians from the School answered questions at an Ask the Vet booth, and students and faculty members staffed the Penn M*A*S*H* Unit, where they helped children give injured stuffed animals a new "leash" on life. At left and bottom, staff and students help children repair their stuffed animals. At right, Ai Takeuchi, V'06, and Dr. Lillian Aronson, V'92, answer questions at the Ask the Vet booth.



Dean Alan Kelly Farewell Galas

Photo by Candace di Carlo



Photo by Addison Geary

Dr. Laurie Landeau, V'84, W'84, unveils the portrait of Dean Alan Kelly at a recognition event held in his honor in Philadelphia in October 2005.



Sean Stark, Renee Landen, Beverly Ensor, Wayne Grafton, Alexandra Lamars and Betsy de Marino, V'80 represented "An Evening in Old Philadelphia" at the New Bolton gala.

Photo by Candace di Carlo



Board of Overseer Chair Christine Connelly greets Dean Kelly at a farewell gala held at New Bolton Center in September 2005.

Photo by Candace di Carlo



A Scottish piper leads guests into dinner at the New Bolton gala.



Photo by Addison Geary

Amanda Theodore (right), president of the Class of 2008, with Brian Robbins at the Pyramid Club dinner for Dr. Kelly.



Photo by Addison Geary

Mary McMahon Stewart, PT'66, and Robert Stewart, V'68, join Dr. Michael H. Goldschmidt at the Philadelphia reception.

Rush Shippen Huidekoper Society Dinner

Each year, the Rush Shippen Huidekoper Society Dinner recognizes Penn Veterinary Medicine's most generous donors and friends. Named after that School's first dean, the Rush Shippen Huidekoper Society honors those who contribute \$1,000 or more to the School in a fiscal year. This year's dinner was held at the College of Physicians in Philadelphia.



Attending this year's Rush Shippen Huidekoper Society Dinner were, left to right, Patrick Ford, V'06, Vernon Hill, W'67 with Duffy, Shirley Hill, Joan Hendricks, V'79, GR'80 and Alexander Chan, V'06. Patrick and Alex are Opportunity Scholars.

Members of the Class of 2006 representing the fifth graduating class of Opportunity Scholars and their mentors are, standing, left to right, Timothy Mann, V'06, D. Ray Hostetter, V'69, Brenda Stewart, V'70, James Stewart, V'68, Sandy Koenig, Charles Koenig, V'57, Charles Raker, V'42, Andrew Elser, V'87, Patrick Ford, V'06 and Alexander Chan, V'06; seated, left to right, Kari Lyon, V'06, Christin Veeder, V'06, Leslie McLaughlin, V'06, Michelle Patrick, V'06, Nadine Solomon, V'06, Lauren Greene, V'06 and Amanda Lang, V'06.



Photos by Sabina Pierce



Joan Hendricks, V'79, GR'80, receives a bouquet of flowers from Dr. Alan Kelly.

Some recent accomplishments of note at the School

The following faculty members were promoted, effective July 1, 2005: **Dr. Deborah Silverstein** to assistant professor of critical care in Clinical Studies at Philadelphia; **Dr. Ilana Reisner** to assistant professor of behavioral medicine in Clinical Studies at Philadelphia; **Dr. Margret Casal** to assistant professor of medical genetics at Philadelphia; **Dr. Margaret Sleeper, V'93**, to assistant professor of cardiology in Clinical Studies at Philadelphia; **Dr. Robert Gilley** to assistant professor of surgery in Clinical Studies at Philadelphia; **Dr. Rosario Cerundolo** to assistant professor of dermatology in Clinical Studies at Philadelphia; **Dr. Gary Althouse** to professor of swine health and production management in Clinical Studies at New Bolton Center; **Dr. Bruce Freedman, V'87**, to associate professor of pathology and toxicology in Pathobiology; **Dr. David Galligan, V'81**, to associate professor of animal health economics in Clinical Studies at New Bolton Center; **Dr. Paula Henthorn** to professor of medical genetics in Clinical Studies at Philadelphia; **Dr. David Holt** to professor of surgery in Clinical Studies at Philadelphia; **Dr. Christopher Hunter** to professor of parasitology in Pathobiology; **Dr. Daniel Morris** to associate professor of dermatology in Clinical Studies at Philadelphia; **Dr. Thomas Parsons, V'86**, to associate professor of swine production medicine in Clinical Studies at New Bolton Center; **Dr. Karen Rosenthal** to associate professor of special species medicine in Clinical Studies at Philadelphia; **Dr. J. Oriol Sunyer** to associate professor of microbiology in Pathobiology at Philadelphia; and **Dr. Andrei Thomas-Tikhonenko** to associate professor of pathology in Pathobiology at Philadelphia.

Dr. Dottie Brown, assistant professor of surgery, was the invited speaker on Translational Research in Veterinary Pain Management at 28th World Veterinary Congress in Minneapolis in July. The topic was "Vanilloid receptors and analgesia." She gave an oral presentation at the 35th Annual Meeting of the Society for Neuroscience in Washington D.C. in November on "Physiologic and antinociceptive effects of intrathecal resiniferatoxin in a canine bone cancer model."

Dr. Jorge Guerrero, adjunct professor of parasitology, received the 2005 American Association of Veterinary Pathologists (AAVP) Award for Distinguished Veterinary Parasitologist (sponsored by Merial).

Dr. Gerhard A. Schad, professor of pathology, was the recipient of the Clark P. Read Mentor Award. The award, which is given by the American Society of Parasitologists, honors an individual demonstrating extraordinary leadership in the training of young scientists who have successfully pursued the independent study of parasites or aspects of the host-parasite relationship. His article, "Acceptance of the Clark P. Read Mentor Award: Peregrinations of a peripatetic parasitologist," appeared in the *Journal of Parasitology*, Vol. 91, 2005.

In June, the following faculty members received the Ohio State University College of Veterinary Medicine Distinguished

Alumni Award for 2005: **Dr. Darryl N. Biery**, emeritus professor of radiology; **Dr. Virginia B. Reef**, Mark Whittier and Lila Griswold Allam Professor of Medicine and director of Large Animal Cardiology and Ultrasonography; and **Dr. Dean W. Richardson**, chief, Section of Surgery, and Charles W. Raker Professor of Equine Surgery.

On July 1, **Dr. Mark Haskins, V'69**, professor of pathology and medical genetics, was awarded a competitive renewal for years 27–30 of the National Institutes of Health grant "Animal models of mucopolysaccharidosis."

Penn Veterinary Medicine had a strong presence at the combined Annual Veterinary Dental Forum and World Veterinary Dental Congress in Orlando, Fla. on October 13–16. Nine lectures were presented by faculty and staff currently or recently affiliated with Penn, including four by **Dr. John R. Lewis, V'97**, lecturer in dentistry. In addition, on October 13, Dr. Lewis received his diploma for passing credentials examination process and was elected to the board of directors of the American Veterinary Dental Society.

On September 9, **Dr. Cindy Otto**, associate professor of critical care, received the Dr. Jack Mara Scientific Achievement Award from the American College of Veterinary Emergency and Critical Care. From August 31 to September 11, she was deployed with a Veterinary Medical Assistance Team for Hurricane Katrina response in the Gulf Coast region.

Dr. Alex Reiter, assistant professor of dentistry, gave a presentation at the Waltham International Nutritional Symposium in Washington, D.C., September 14. He also presented at the European Congress of Veterinary Dentistry in Ljubljana, Slovenia, September 22–23; the Annual Meeting of the American Dental Association in Philadelphia on October 6–7; the Annual Veterinary Dental Forum in Orlando, Fla., October 14–15; and the Società Culturale Italiana Veterinari per Animali da Compagnia's Congress on Orthopedic and Maxillofacial Traumatology, Perugia, Italy, November 5–6.

Dr. Meg Sleeper, V'93, assistant professor of cardiology, presented a poster at the American Heart Association Meeting in Dallas in mid-November with research specialist **Dr. Ping Wang**, **Dr. Mark Haskins** and other colleagues.

Drs. Lawrence Soma, V'57, professor of anesthesia and clinical pharmacology; **Cornelius Uboh**, adjunct assistant professor of pharmacy and pharmacology; and **Fuyu Guan**, post-doctorate, were keynote and invited speakers at the Life Science Section of the 11th International Beijing Conference and Exhibition on Instrumental Analysis in Beijing, October 20–23.

On July 14, **Dr. Corinne R. Sweeney**, professor of medicine, was appointed interim Associate Dean for New Bolton Center and interim Hospital Director at the George D. Widener Hospital for Large Animals. On August 29–30, she spoke at Central Veterinary Meeting in Kansas City, Mo. on "What's new in equine internal medicine." On September 27–30, she partici-


pated in a Comparative Veterinary Respiratory Soviet Strategic Planning meeting in Roanoke, Va. On November 1, she spoke at Virginia Equine Practitioners Meeting in Culpepper, Va. on "Medical problems of the geriatric horse."

Dr. Charles Vite, assistant professor of neurology; chief, Section of Neurology, received a two-year \$250,000 grant in July titled "Evaluating treatment strategies for feline Niemann Pick type C disease." The study involves developing treatment strategies for a deadly neurological disease that occurs in both children and cats. The grant was funded by the Ara Parseghian Medical Research Foundation. In September, he spoke at the 93rd Annual Fall Conference for Veterinarians and Veterinary Technicians at the School of Veterinary Medicine, Purdue University and gave six talks on evaluating and treating nervous system diseases in dogs and cats.

In November, **Dr. Sam Long** joined the Section of Neurology as a lecturer. He is boarded in veterinary neurology from the European College of Veterinary Neurology and recently left University of Glasgow to join the School.

In September, **Dr. Pam Wilkins**, assistant professor of medicine—clinician educator; chief, Section of Critical Care/Anesthesia, was named an ex officio member of the Board of Regents—Large Animal Representation for the College of Veterinary Emergency and Critical Care. In addition to being the 2006 Equine Research Abstract Chair, she is also the Equine Program Chair for the 2006 International Veterinary Emergency Critical Care Meeting.

Several members of the Section of Medical Genetics, including **Dr. Gus Aguirre, V'68**, professor of ophthalmology; **Dr. Greg Acland**, adjunct professor of ophthalmology; **Dr. Paula Henthorn**, associate professor of medical genetics; and **Dr. Urs Giger**, Charlotte Newton Sheppard Professor and chief, Section of Medical Genetics, were part of a white paper for the sequencing of the canine genome and have contributed markers or samples from various breeds for analysis. They have utilized extensively the canine genome sequence to more rapidly identify disease-causing mutations in known genes and to determine linkage to certain areas of a chromosome and ultimately discovery of the mutant gene responsible for disorders. This canine genome will be particularly helpful in the characterization of complex traits including predispositions to cancer, infections and immune-mediated diseases. The canine genome sequence appeared in the December issue of *Nature*, which is supplemented by the Cold Spring Harbor book on *The Dog and Its Genome*, and scientific articles in *Genome Research* and a supplement issue in the *Journal of Heredity*. ■

If you have submissions for Rosettes and Ribbons, please email them to John Donges at jdonges@vet.upenn.edu. Also, watch for the latest in Rosettes and Ribbons at  www.vet.upenn.edu.

2006 is the 25th Anniversary of the Matthew J. Ryan Veterinary Hospital Building! Join us as we celebrate this milestone in the School's history. Watch for details on our Web site in the months ahead. www.vet.upenn.edu

JANUARY 2006

7-11 – North American Veterinary Conference
Orlando, Fla.

7-14 – Pennsylvania Farm Show 2006
Farm Show Complex
Harrisburg, Pa.

25 – 2:00 p.m.-4:00 p.m. – Veterinary Medical Alumni Society Executive Board Meeting
Matthew J. Ryan Veterinary Hospital of the University of Pennsylvania
Philadelphia, Pa.

FEBRUARY 2006

19-23 – Western Veterinary Conference
Las Vegas, Nev.

MARCH 2006

2-3 – Penn Annual Conference
"Treating the Animal Within"
Wyndham Philadelphia at Franklin Plaza
Philadelphia, Pa.

2 – 9:00 a.m.-10:30 a.m. – Opportunity Scholarship Meeting
at 2006 Penn Annual Conference

2 – 2:00 p.m.-4:00 p.m. – Veterinary Medical Alumni Society Executive Board Meeting
at 2006 Penn Annual Conference

MAY 2006

10 – 9:00 a.m.-1:00 p.m. – Opportunity Scholarship Annual Retreat
New Bolton Center
Kennett Square, Pa.

10 – 2:00 p.m.-4:00 p.m. – Veterinary Medical Alumni Society Executive Board Meeting
New Bolton Center
Kennett Square, Pa.

15 – Commencement
School of Veterinary Medicine

full page ad



Penn
Veterinary Medicine

Penn Veterinary Medicine
3800 Spruce Street
Philadelphia, PA 19104-6008

Address Service Requested

Nonprofit Organization
U.S. Postage
PAID
Philadelphia, PA
Permit No. 2563